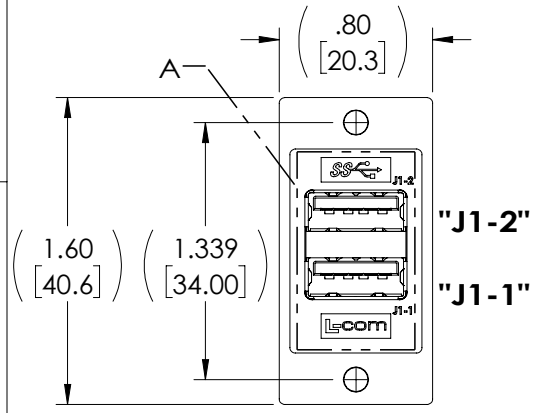
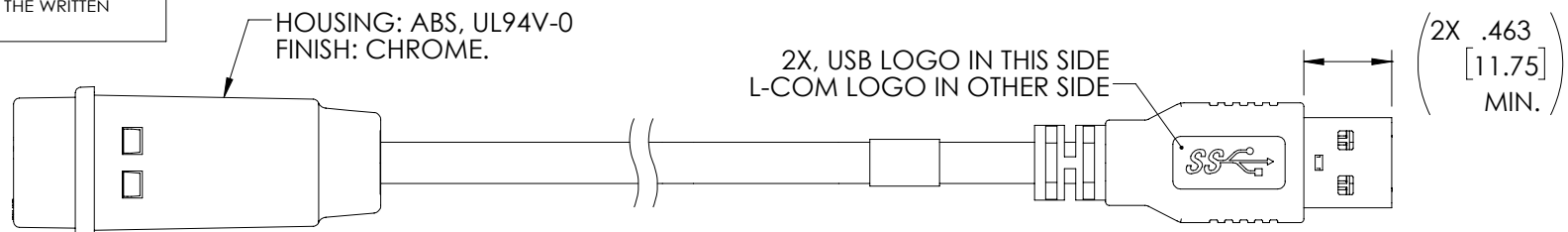
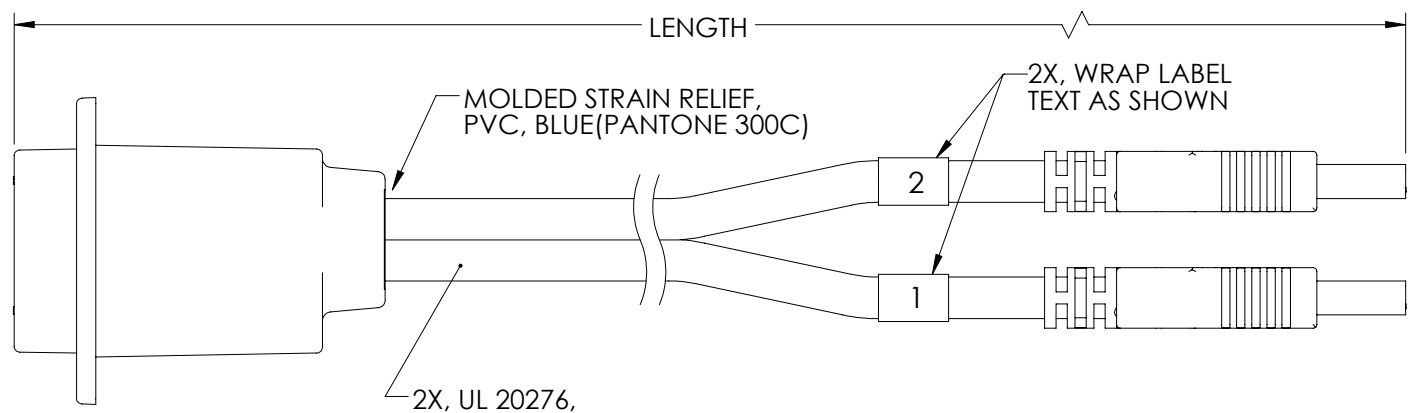


THE INFORMATION CONTAINED IN THIS DRAWING IS THE SOLE PROPERTY OF L-COM, INC. ANY REPRODUCTIONS IN PART OR WHOLE WITHOUT THE WRITTEN PERMISSION OF L-COM, INC. IS PROHIBITED.

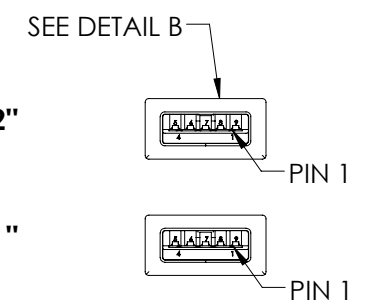
REVISIONS			
REV	DESCRIPTION	DATE	CHANGED BY
A	INITIAL RELEASE	08/22/2023	GUITADAURO



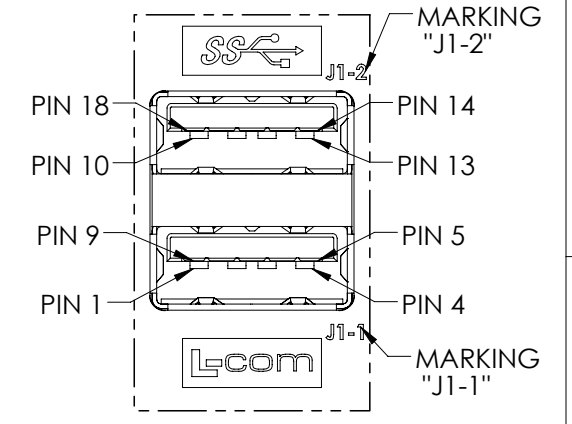
USB 3.0 A JACK
DOUBLE STACK
BULKHEAD ADAPTER
SHIELDED
CONTACTS: 30 μINCHES
GOLD PLATING



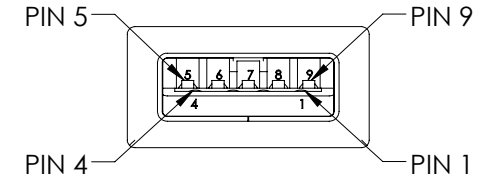
2X, UL 20276,
(2) SHIELDED TWISTED PAIRS, 30AWG WITH ALUMINUM MYLAR SHIELD
STRANDED TINNED COPPER AND DRAIN WIRE,
(1) UNSHIELDED TWISTED PAIR, 30AWG, STRANDED TINNED COPPER,
(2) CONDUCTORS, 24AWG, STRANDED TINNED COPPER,
WITH ALUM/POLY FOIL SHIELD AND OVERALL BRIAID SHIELD
JACKET: PVC, BLUE (PANTONE 300C)
(NOM DIA. .217" [5.5])



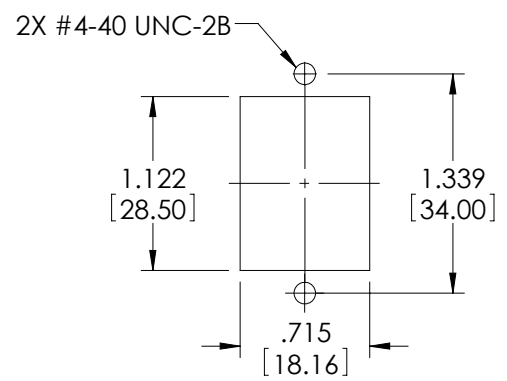
2X, USB 3.0 A PLUG
CONTACTS: 30 μINCHES
GOLD PLATING



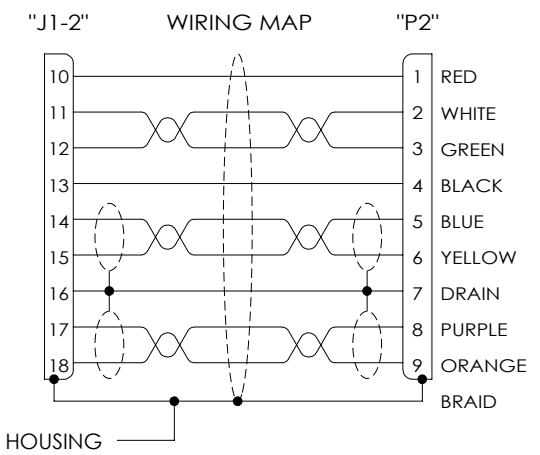
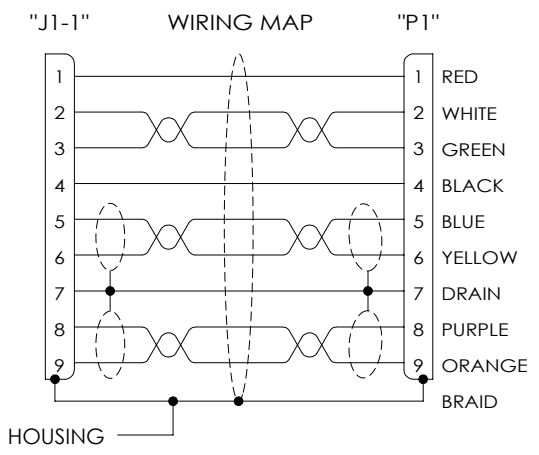
DETAIL A
SCALE 2 : 1



DETAIL B
SCALE 2:1



RECOMMENDED
PANEL CUT OUT



PART NUMBER	LENGTH	
	METERS	FEET
ECF504-3DSAA-03M	0.3	0.98
ECF504-3DSAA-05M	0.5	1.64
ECF504-3DSAA-075M	0.75	2.46
ECF504-3DSAA-1M	1.0	3.28
ECF504-3DSAA-105M	1.5	4.92

NOTES:

- RATING:
CURRENT: 1.8A
OPERATING TEMPERATURE: -10°C TO +70°C.
- CABLE ASSEMBLY SHALL BE TESTED FOR CONTINUITY.
- CABLE ASSEMBLY SHALL BE INDIVIDUALLY PACKAGED IN ACCORDANCE WITH L-COM SPECIFICATION PS-0031.

UNLESS OTHERWISE SPECIFIED, DIMENSIONS ARE IN INCHES [mm] OVERALL CABLE LENGTH TOLERANCE: ≤12 [305] = +1 [25] / -0 >12 [305] ≤60 [1524] = +2 [51] / -0 >60 [1524] ≤120 [3048] = +4 [102] / -0 >120 [3048] ≤300 [7620] = +6 [152] / -0 >300 [7620] = +5% / -0 ALL OTHER DIMENSIONAL TOLERANCES: .X = ± .2 [5] FRACTIONS .XX = ± .02 [0.5] ± 1/32 .XXX = ± .005 [0.13] ANGLES ± 1°	APPROVALS	DATE	50 High Street, West Mill, North Andover, MA 01845 USA. Phone: 1.800.341.5266 1.978.682.6936		
	DRAWN BY S.LI	02/11/2022		CATEGORY USB	
	CHECKED BY GUITADAURO	02/11/2022			
APPROVED BY GUITADAURO	02/11/2022	PRODUCT DESCRIPTION CA, USB3.0 DOUBLE STACK A-F PNL MNT/A-M, SHLD			
THIRD-ANGLE PROJECTION	COLOR VARIATIONS MAY OCCUR	SIZE B	CAGE CODE 43321	DWG. NO. ECF504-3DSAA	REV. A
SCALE: NONE		CAD FILE: ECF504-3DSAA.SLDDRW		SHEET 1 OF 1	