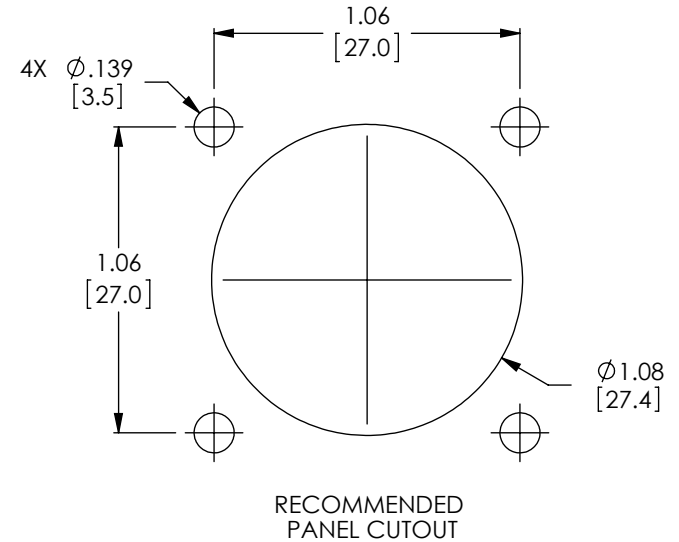
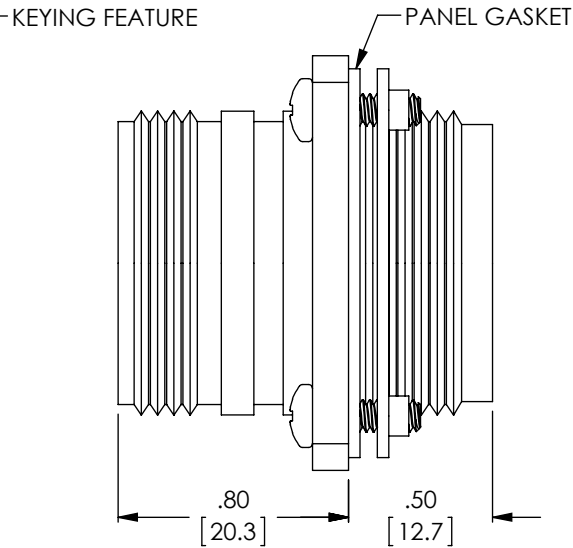
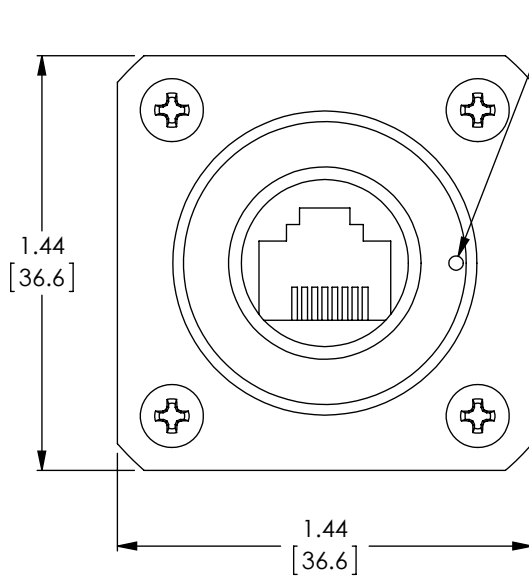


THE INFORMATION CONTAINED IN THIS DRAWING IS THE SOLE PROPERTY OF L-COM, INC. ANY REPRODUCTION IN PART OR WHOLE WITHOUT THE WRITTEN PERMISSION OF L-COM, INC. IS PROHIBITED.

REVISIONS			
REV	DESCRIPTION	DATE	APPROVED
A	INITIAL RELEASE	11/7/11	D.GRIFFIN
B	ECN 6211: REMOVED NOTE FOR LANYARD	7/31/12	D.FRISIELLO
C	ECN 6379: UPDATE DRAWING LAYOUT. UPDATED NOTES	9/25/12	D. DESJARDIN



**NOTES:**

- MATERIAL:**  
EXTERNAL PARTS: ALUMINUM/ZINC-NICKEL  
INTERNAL PARTS: ALUMINUM  
MISC. HARDWARE: STAINLESS STEEL  
SEALS: SILICONE
- RATING: IP-68**
- KIT INCLUDES:**  
(1) MOUNTING BRACKET  
(1) GASKET  
(4) SCREWS, PPH, SS, #4-40 X .375
- ALL DIMENSIONS ARE FOR REFERENCE ONLY.**
- COMPONENT SHALL BE INDIVIDUALLY PACKAGED IN ACCORDANCE WITH L-COM SPECIFICATION LSP-010-1**

UNLESS OTHERWISE SPECIFIED, DIMENSIONS ARE IN INCHES [mm] OVERALL CABLE LENGTH TOLERANCE: ≤12 [305] = +1 [25] / -0 >12 [305] ≤60 [1524] = +2 [51] / -0 >60 [1524] ≤120 [3048] = +4 [102] / -0 >120 [3048] ≤300 [7620] = +6 [152] / -0 >300 [7620] = +3% / -0% ALL OTHER DIMENSIONAL TOLERANCES: .X = ±.2 .XX = ±.02 .XXX = ±.005	APPROVALS DRAWN BY D. CASTRO CHECKED BY D. PARHAM APPROVED BY D. GUTTAUARO	DATE 10/11/12 10/17/12 10/18/11	45 BEECHWOOD DRIVE NORTH ANDOVER, MA 01845
	CONFIGURATION DETAILS OF UNDIMENSIONED FEATURES MAY VARY		
PROJECTION 	COLOR VARIATIONS MAY OCCUR	SIZE <b>A</b>	FSCM NO. <b>43321</b> DWG. NO. <b>ECRH0203U00</b>
		SCALE: NONE	CAD FILE: ECRH0203U00.SLDDRW
		SHEET 1 OF 1	