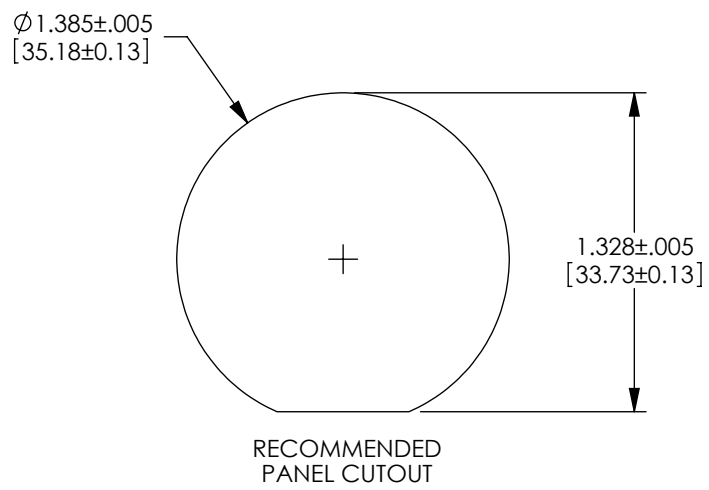
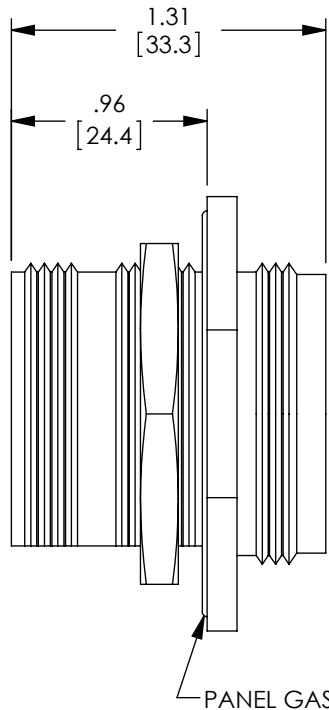
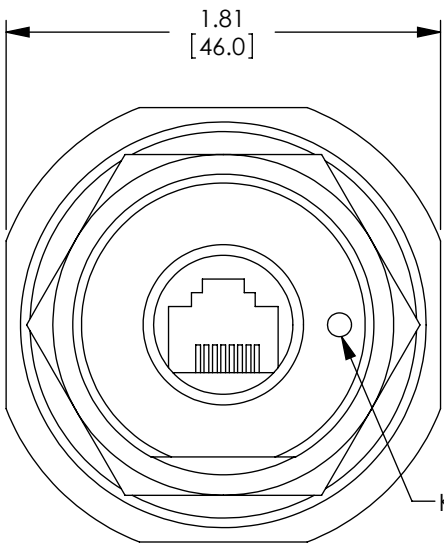


THE INFORMATION CONTAINED IN THIS DRAWING IS THE SOLE PROPERTY OF L-COM, INC. ANY REPRODUCTION IN PART OR WHOLE WITHOUT THE WRITTEN PERMISSION OF L-COM, INC. IS PROHIBITED.

REVISIONS			
REV	DESCRIPTION	DATE	APPROVED
A	INITIAL RELEASE	4/6/12	D.GRIFFIN
B	ECN 6329: RE-DIMENSIONED- NOT TO SCALE	8/9/12	D.FRISIELLO
C	ECN 6379: UPDATED PACKAGING AND NOTES	9/27/12	D. DESJARDIN



NOTES:

- MATERIAL:**
EXTERNAL PARTS: ALUMINUM/ZINC-NICKEL
INTERNAL PARTS: ALUMINUM
MISC. HARDWARE: STAINLESS STEEL
SEALS: SILICONE
- RATING:** IP-68
- ALL DIMENSIONS ARE FOR REFERENCE ONLY.**
- COMPONENT SHALL BE INDIVIDUALLY PACKAGED IN ACCORDANCE WITH L-COM SPECIFICATION LSP-010-1**

UNLESS OTHERWISE SPECIFIED, DIMENSIONS ARE IN INCHES [mm] OVERALL CABLE LENGTH TOLERANCE: ≤12 [305] = +1 [25] / -0 >12 [305] ≤60 [1524] = +2 [51] / -0 >60 [1524] ≤120 [3048] = +4 [102] / -0 >120 [3048] ≤300 [7620] = +6 [152] / -0 >300 [7620] = +3% / -0% ALL OTHER DIMENSIONAL TOLERANCES: .X = ±.2 .XX = ±.02 .XXX = ±.005	APPROVALS DRAWN BY D.FRISIELLO CHECKED BY D.GUITADAURO APPROVED BY D.GALLAGHER	DATE 4/3/12 4/3/12 4/3/12	45 BEECHWOOD DRIVE NORTH ANDOVER, MA 01845		
	CONFIGURATION DETAILS OF UNDIMENSIONED FEATURES MAY VARY			CATEGORY TELECOM/MODULAR	
PROJECTION 	COLOR VARIATIONS MAY OCCUR	SIZE A	FSCM NO. 43321	DWG. NO. ECRJ0203U00	REV. C
		SCALE: NONE	CAD FILE: ECRJ0203U00.SLDDRW	SHEET 1 OF 1	