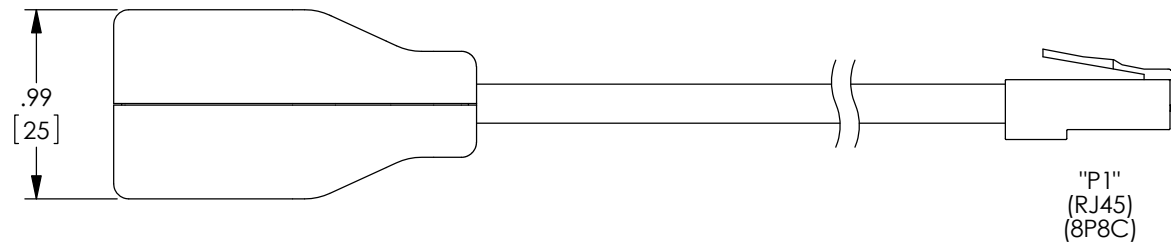
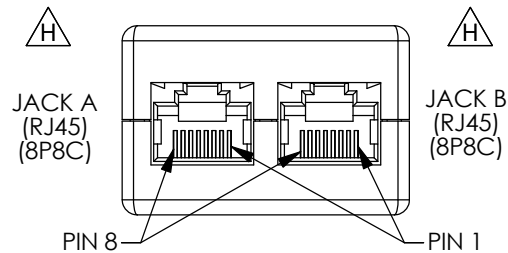
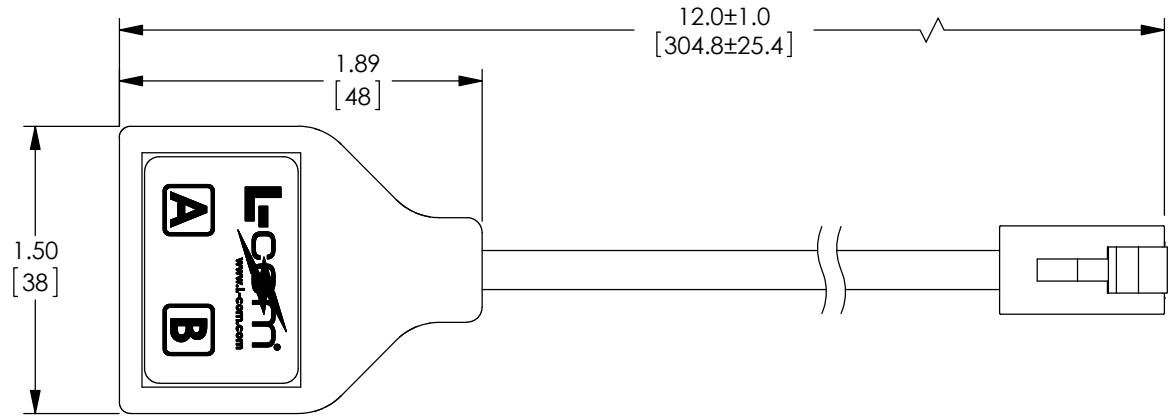


THE INFORMATION CONTAINED IN THIS DRAWING IS THE SOLE PROPERTY OF L-COM, INC. ANY REPRODUCTION IN PART OR WHOLE WITHOUT THE WRITTEN PERMISSION OF L-COM, INC. IS PROHIBITED.

REVISIONS			
REV	DESCRIPTION	DATE	APPROVED
E	ECN 6364: ADDED PANTONE COLOR NUMBERS, REVISED CHARMILLES TO #30	8/24/12	D.FRISIELLO
F	ECN 6770: REVISE L-COM COVER LABEL	4/3/13	D.FRISIELLO
G	ECN 7826: REVISED 3D MODEL, FORMAT, ROHS	3/4/15	D.FRISIELLO
H	ECN 7843: CHANGED 8P4C TO 8P8C	3/12/15	D.FRISIELLO

WIRING MAP		
"P1"	JACK A	JACK B
PIN #	PIN #	PIN#
1	1	---
2	2	---
3	3	---
4	---	4
5	---	5
6	6	---
7	---	3
8	---	6
10 BASE-T / TOKEN RING		



**SPECIFICATIONS:**

ASSEMBLY MEETS REQUIREMENTS OF EIA / TIA 568 CATEGORY 3.

**MATERIALS**

PLUG: POLYCARBONATE, UL94V-1  
 CONTACTS: PHOSPHOR BRONZE WITH 50 μINCHES GOLD PLATE ON CONTACT SURFACES  
 JACKS HOUSING: ABS PLASTIC, BLACK, UL94V-0  
 HOUSING FINISH: #30 CHARMILLES  
 CONTACTS: PHOSPHOR BRONZE WITH 50 μINCHES GOLD PLATE ON CONTACT SURFACES

CABLE: UNSHIELDED CATEGORY 3 OR BETTER  
 4 TWISTED PAIRS, 24 AWG STRANDED COPPER  
 UL LISTED COMMUNICATION CABLE, TYPE CM  
 JACKET: PVC, GRAY, (PANTONE 424C)

INCLUDE ONE (1) SHEET OF 1AW02-010 IN EACH POLY BAG.  
 ALL DIMENSIONS SHOWN ARE FOR REFERENCE ONLY.  
 CABLE ASSEMBLY SHALL BE TESTED FOR CONTINUITY.  
 CABLE ASSEMBLY SHALL BE INDIVIDUALLY PACKAGED IN ACCORDANCE WITH L-COM SPECIFICATION PS-0031.

**REGULATORY COMPLIANCE:**

CE2011/65/EU(RoHS DIRECTIVE)

UNLESS OTHERWISE SPECIFIED, DIMENSIONS ARE IN INCHES [mm] OVERALL CABLE LENGTH TOLERANCE: ≤12 [305] = +1 [25] / -0 >12 [305] ≤60 [1524] = +2 [51] / -0 >60 [1524] ≤120 [3048] = +4 [102] / -0 >120 [3048] ≤300 [7620] = +6 [152] / -0 >300 [7620] = +5% / -0%	APPROVALS	DATE		45 BEECHWOOD DRIVE NORTH ANDOVER, MA 01845
	DRAWN BY DOUG PARHAM	1/17/2001		
ALL OTHER DIMENSIONAL TOLERANCES: .X = ± .2 [5.08] .XX = ± .02 [5.1] .XXX = ±.005 [1.3]	CHECKED BY TOM CLARK	1/18/2001	CATEGORY TELECOM/MODULAR	
	APPROVED BY RON CARRICK	1/23/2001	PRODUCT DESCRIPTION Y-SPLITTER (8X8)M/ 2 (8X4)F	
PROJECTION 	CONFIGURATION DETAILS OF UNDIMENSIONED FEATURES MAY VARY	COLOR VARIATIONS MAY OCCUR	SIZE <b>A</b>	FSCM NO. <b>43321</b>
			DWG. NO. ECS206-1	REV. <b>H</b>
			SCALE: NONE	CAD FILE: ECS206-1.SLDDRW
				SHEET 1 OF 1