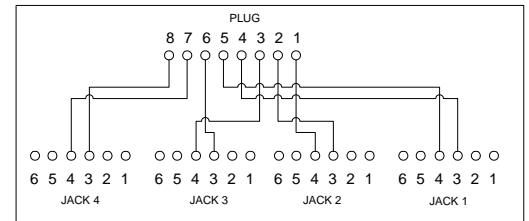

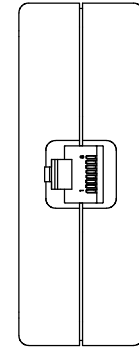
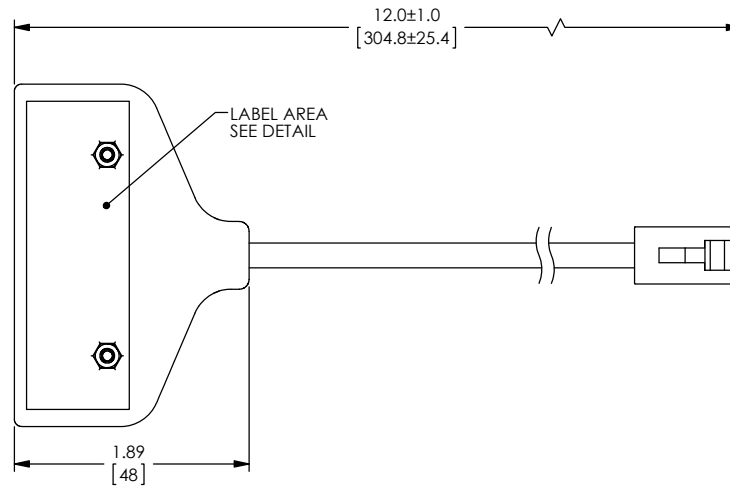
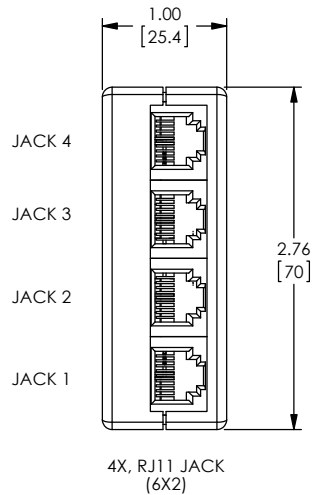


THE INFORMATION CONTAINED IN THIS DRAWING IS THE SOLE PROPERTY OF L-COM, INC. ANY REPRODUCTIONS IN PART OR WHOLE WITHOUT THE WRITTEN PERMISSION OF L-COM, INC. IS PROHIBITED.

REVISIONS			
REV	DESCRIPTION	DATE	CHANGED BY
E	ECN 7253: REMOVED GOLD PLATE VALUE, REVISE BOM, FORMAT	1/20/14	D.FRISIELLO



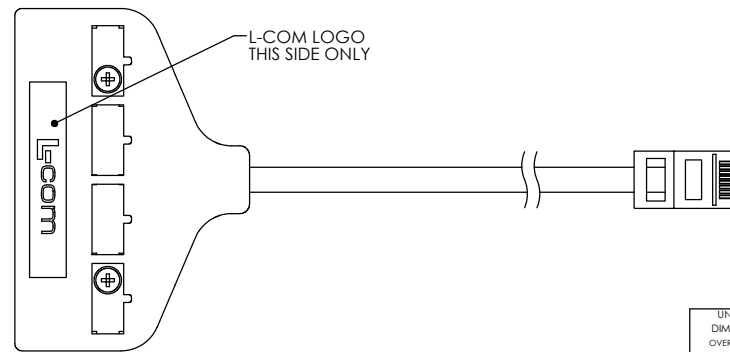
**NOTES:**

**MATERIALS:** PLUG: POLYCARBONATE, UL94V-1  
 CONTACTS: PHOSPHOR BRONZE WITH GOLD PLATE, ON CONTACT SURFACES.  
 JACKS HOUSING: ABS PLASTIC, DARK GRAY, UL94V-0, HOUSING FINISH: #27 CHARMILLES.  
 CONTACTS: PHOSPHOR BRONZE WITH GOLD PLATE. ON CONTACT SURFACES.

**CABLE:** UNSHIELDED CATEGORY 3 OR BETTER 4 TWISTED PAIRS, 24 AWG STRANDED COPPER  
 UL LISTED COMMUNICATION CABLE, TYPE CM  
 JACKET: PVC, GRAY

ALL DIMENSIONS SHOWN ARE FOR REFERENCE ONLY.  
 CABLE ASSEMBLY SHALL BE TESTED FOR CONTINUITY.  
 CABLE ASSEMBLY SHALL BE INDIVIDUALLY PACKAGED IN ACCORDANCE WITH L-COM SPECIFICATION PS-0031.

**REGULATORY COMPLIANCE:**  
 CE2011/65/EU (RoHS DIRECTIVE)



UNLESS OTHERWISE SPECIFIED, DIMENSIONS ARE IN INCHES (mm)  
 OVERALL CABLE LENGTH TOLERANCE:  
 ≤12 (305) ±0.1 (25) / -0  
 >12 (305) ≤60 (1524) = +2(51) / -0  
 >60 (1524) ≤120 (3048) = +4 (102) / -0  
 >120 (3048) ≤300 (7620) = +8 (203) / -0  
 >300 (7620) = +8% / -0%  
 ALL OTHER DIMENSIONAL TOLERANCES:  
 X = ±2 (50.8)  
 XX = ±0.1 (2.54)  
 XXX = ±.005 (0.127)

APPROVALS      DATE  
 DRAWN BY: D. FARHAM      9/3/2003  
 CHECKED BY: T. CLARK      7/18/2003  
 APPROVED BY: C. MCCORMICK      7/18/2003

**L-com** Global Connectivity      45 BEECHWOOD DRIVE  
 NORTH ANDOVER, MA 01845

CATEGORY: TELECOM/MODULAR			
PRODUCT DESCRIPTION: 568B SPLTR 8X8 PLG/4 (6X2) JKS			
SIZE: <b>B</b>	FSCM NO.: <b>43321</b>	DWG. NO.: <b>ECS401-12</b>	REV.: <b>E</b>
SCALE: 1:1.5    CAD FILE: EC3401-12.SLDRW    SHEET 1 OF 1			

