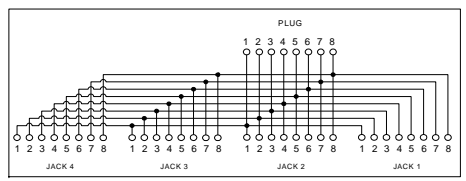
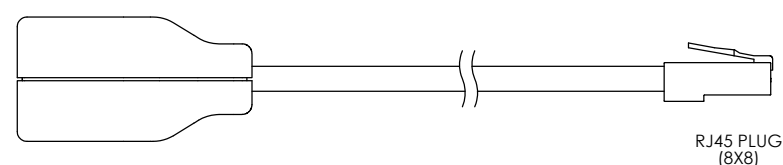
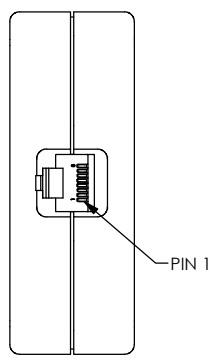
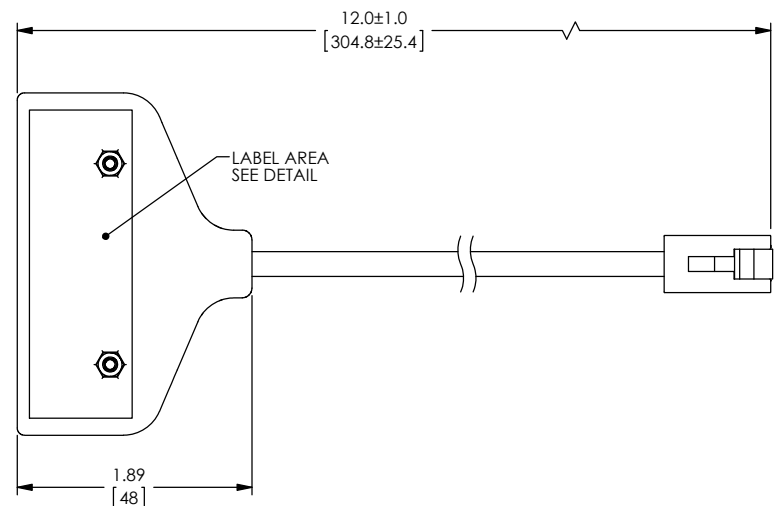
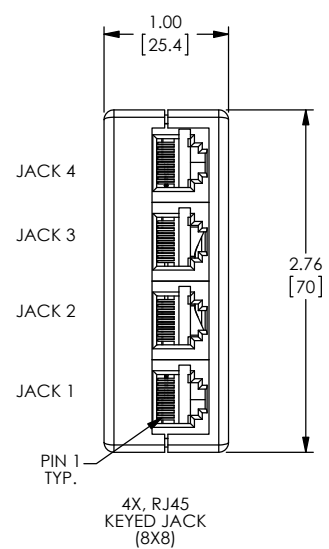
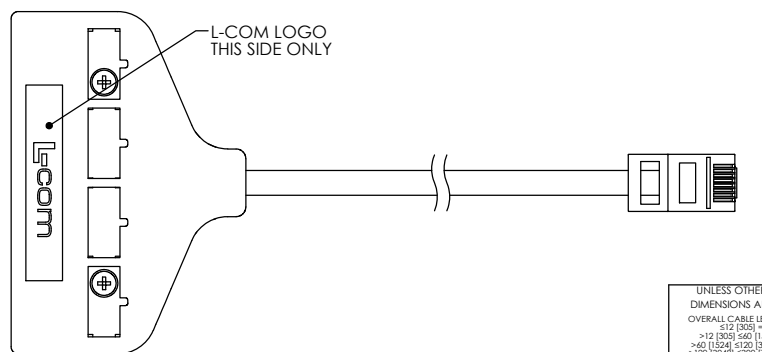


THE INFORMATION CONTAINED IN THIS DRAWING IS THE SOLE PROPERTY OF L-COM, INC. ANY REPRODUCTIONS IN PART OR WHOLE WITHOUT THE WRITTEN PERMISSION OF L-COM, INC. IS PROHIBITED.

REVISIONS			
REV	DESCRIPTION	DATE	CHANGED BY
E	ECN 7232-REMOVED GOLD PLATE VALUE	1/16/14	D.FRISBELLO



LABEL DETAIL AND WIRING DIAGRAM



**NOTES:**

**MATERIALS:**  
 PLUG: POLYCARBONATE, UL94V-1  
 CONTACTS: PHOSPHOR BRONZE WITH GOLD PLATE . ON CONTACT SURFACES.  
 JACKS HOUSING: ABS PLASTIC, DARK GRAY, UL94V-0.  
 HOUSING FINISH: #27 CHARMILLES.  
 CONTACTS: PHOSPHOR BRONZE WITH GOLD PLATE . ON CONTACT SURFACES.

**CABLE:** UNSHIELDED CATEGORY 3 OR BETTER 4 TWISTED PAIRS, 24 AWG STRANDED COPPER UL LISTED COMMUNICATION CABLE, TYPE CM JACKET: PVC, GRAY

ALL DIMENSIONS SHOWN ARE FOR REFERENCE ONLY.  
 CABLE ASSEMBLY SHALL BE TESTED FOR CONTINUITY.

CABLE ASSEMBLY SHALL BE INDIVIDUALLY PACKAGED IN ACCORDANCE WITH L-COM SPECIFICATION PS-0031.

**REGULATORY COMPLIANCE:**  
 CE2011/65/EU(RoHS DIRECTIVE)

UNLESS OTHERWISE SPECIFIED, DIMENSIONS ARE IN INCHES (mm)  
 OVERALL CABLE LENGTH TOLERANCE:  
 ≤12 (305) ≤60 (1524) = +1 (25) / -0  
 >12 (305) ≤60 (1524) = +2 (51) / -0  
 >60 (1524) ≤120 (3048) = +4 (102) / -0  
 >120 (3048) ≤300 (7620) = +6 (152) / -0  
 >300 (7620) = +8 (203) / -0  
 ALL OTHER DIMENSIONAL TOLERANCES:  
 X = ±2 (5.08)  
 XX = ±0.1 (2.54)  
 XXX = ±0.005 (0.127)

APPROVALS	DATE
DRAWN BY D. FARHAM	9/3/2003
CHECKED BY T. CLARK	9/18/2003
APPROVED BY C. MCCORMICK	9/18/2003

**L-com** Global Connectivity 45 BEECHWOOD DRIVE NORTH ANDOVER, MA 01845

CATEGORY	TELECOM/MODULAR		
PRODUCT DESCRIPTION	USOC 8X8 PLUG TO (4) 8X8 JACKS		
SIZE	FSCM NO.	DWG. NO.	REV.
<b>B</b>	<b>43321</b>	<b>ECS404-12</b>	<b>E</b>
SCALE: 1:1.5		CAD FILE: EC3404-12.SLDRAW	SHEET 1 OF 1

