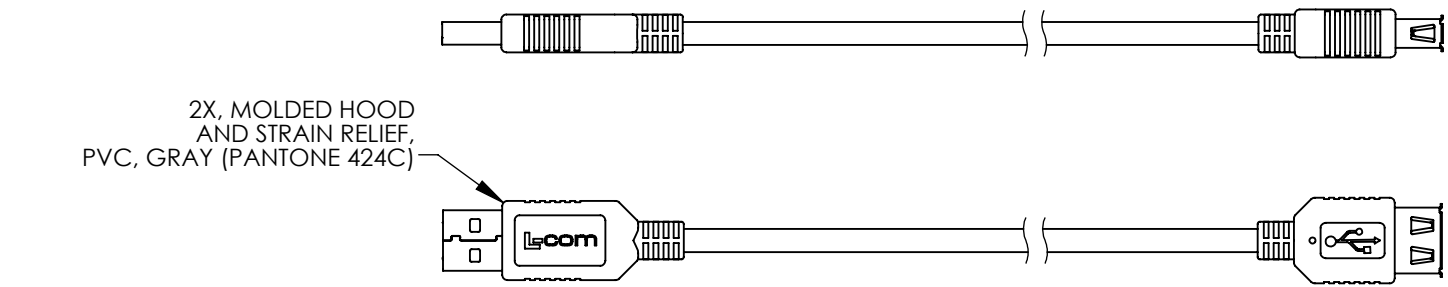
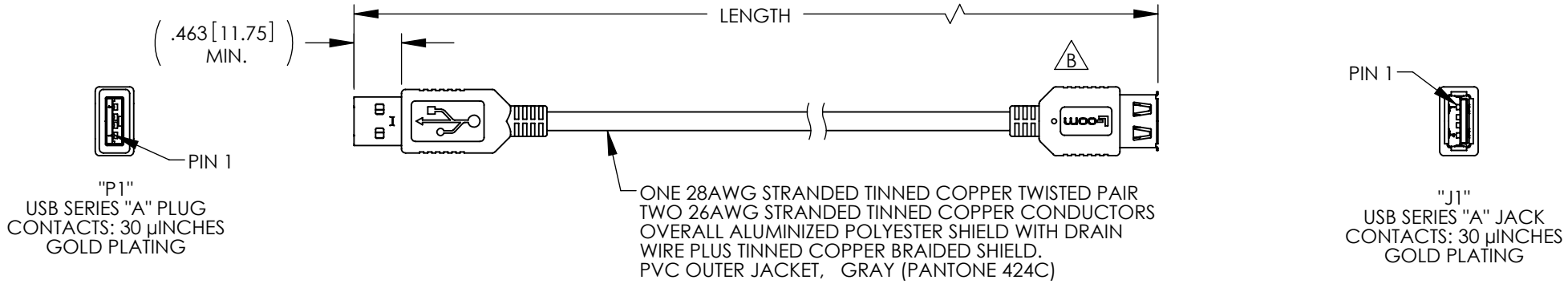


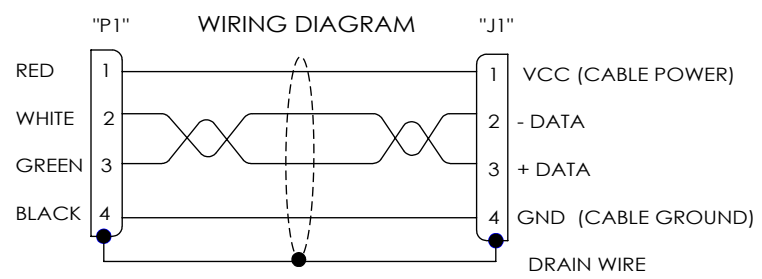
THE INFORMATION CONTAINED IN THIS DRAWING IS THE SOLE PROPERTY OF L-COM, INC. ANY REPRODUCTION IN PART OR WHOLE WITHOUT THE WRITTEN PERMISSION OF L-COM, INC. IS PROHIBITED.

REVISIONS			
REV	DESCRIPTION	DATE	APPROVED
A	INITIAL RELEASE	5/10/13	D.GRIFFIN
B	ECN 8854: UPDATE FEMALE END AS AS SHORTER SIZE MOLDING	07/14/17	S.LI



2X, MOLDED HOOD AND STRAIN RELIEF, PVC, GRAY (PANTONE 424C)

MODEL NUMBER	LENGTH METERS [FEET]
ECUSBAX-03M	0.3 [.98]
ECUSBAX-05M	0.5 [1.64]
ECUSBAX-075M	0.75 [2.46]
ECUSBAX-1M	1.0 [3.28]
ECUSBAX-2M	2.0 [6.56]
ECUSBAX-3M	3.0 [9.84]



- NOTES:**
- CABLE ASSEMBLY SHALL HAVE 360° SHIELD TERMINATION.
 - CABLE ASSEMBLY SHALL MEET USB 2.0 REQUIREMENTS.
 - CABLE ASSEMBLY SHALL BE TESTED FOR CONTINUITY.
 - CABLE ASSEMBLY SHALL BE INDIVIDUALLY PACKAGED IN ACCORDANCE WITH L-COM SPECIFICATION PS-0031.

REGULATORY COMPLIANCE:
CE2011/65/EU (RoHS DIRECTIVE)

UNLESS OTHERWISE SPECIFIED, DIMENSIONS ARE IN INCHES [mm] OVERALL CABLE LENGTH TOLERANCE: ≤12 [305] = +1 [25] / -0 >12 [305] ≤60 [1524] = +2 [51] / -0 >60 [1524] ≤120 [3048] = +4 [102] / -0 >120 [3048] ≤300 [7620] = +6 [152] / -0 >300 [7620] = +3% / -0%	APPROVALS	DATE		50 HIGH STREET NORTH ANDOVER, MA 01845
	DRAWN BY D.FRISIELLO	5/7/13		CATEGORY
ALL OTHER DIMENSIONAL TOLERANCES: .X = ± .2 [5.08] .XX = ± .02 [1.51] .XXX = ±.005 [1.13]	CHECKED BY R.SCOTT	5/7/13	PRODUCT DESCRIPTION	CBL USB DX TYPE A M/F
PROJECTION	APPROVED BY S.SMITH	5/7/13		
	COLOR VARIATIONS MAY OCCUR	REF	DWG. NO. ECUSBAX	REV. B
SCALE: NONE			CAD FILE: ECUSBAX.SLDDRW	SHEET 1 OF 1