

6

5

4

3

REVISION

ZONE	REV	DESCRIPTION	DATE	CHANGED BY	APPROVED
	A	INITIAL RELEASE	08/01/2024	KGLEBOVA	NOTTINGHAM

F

F

E

E

D

D

C

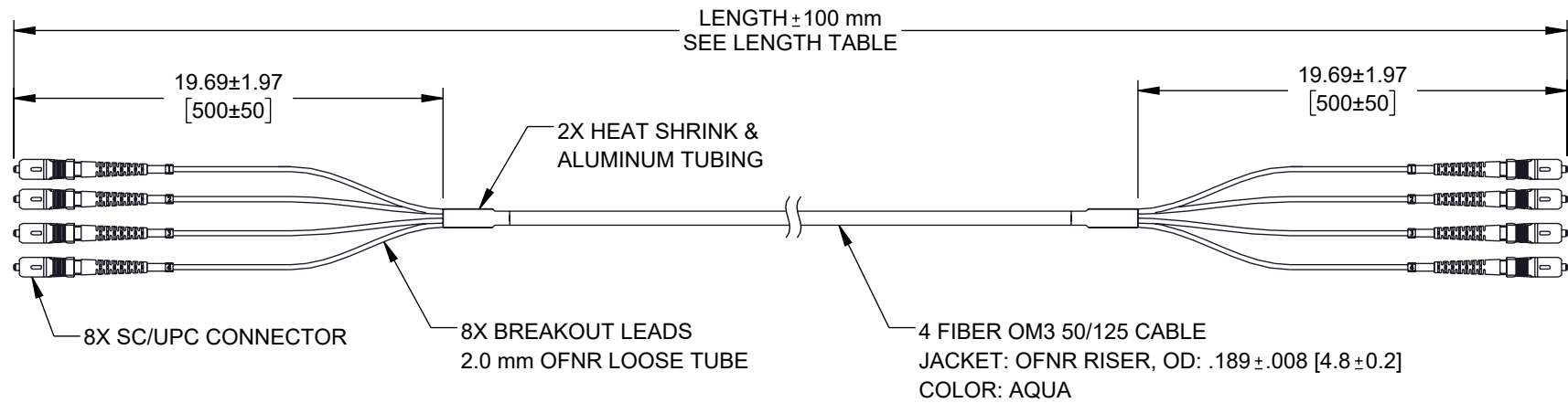
C

B

B

A

A



CABLE SPECIFICATIONS

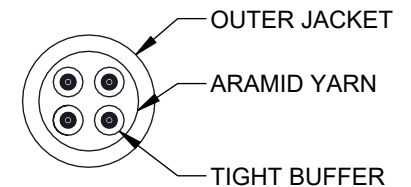
ITEM	SPECIFICATION
TIGHT BUFFER DIAMETER	.033 \pm .002 [0.85 \pm 0.05]
TIGHT BUFFER MATERIAL	PVC
MIN. BEND RADIUS (D: CABLE DIAMETER)	7.5D mm STATIC 15D mm DYNAMIC
SHORT-TERM TENSILE	320 N
LONG-TERM TENSILE	160 N
SHORT-TERM CRUSH RESISTANCE	1000 N/100 mm
LONG-TERM CRUSH RESISTANCE	300 N/100 mm
STRENGTH MEMBER	ARAMID YARN

OPTICAL SPECIFICATIONS

FIBER TYPE	MULTIMODE
INSERTION LOSS	\leq 0.3 dB
RETURN LOSS	\geq 30 dB

ITEM NUMBER

ITEM NUMBER	LENGTH	
	METERS	FEET
FCA-4M3SCUSCUR2-05	5.0	16.40
FCA-4M3SCUSCUR2-10	10.0	32.81
FCA-4M3SCUSCUR2-15	15.0	49.21



NOTES:

- ALL CONNECTORS ACCOMPANIED WITH A DUST CAP INSTALLED (NOT SHOWN).
- CABLE ASSEMBLY SHALL BE TESTED FOR CONTINUITY.
- CABLE ASSEMBLY SHALL BE INDIVIDUALLY PACKAGED AND LABELED.

REGULATORY COMPLIANCE:
EU RoHS DIRECTIVE (MOST RECENT RELEASED VERSION).

THE INFORMATION CONTAINED IN THIS DRAWING IS THE SOLE PROPERTY OF INFINITE ELECTRONICS, INC. ANY REPRODUCTION IN PART OR WHOLE WITHOUT THE WRITTEN PERMISSION OF INFINITE ELECTRONICS, INC. IS PROHIBITED. THESE COMMODITIES, TECHNOLOGY OR SOFTWARE WERE EXPORTED FROM THE UNITED STATES IN ACCORDANCE WITH THE EXPORT ADMINISTRATION REGULATIONS. DIVERSION CONTRARY TO U.S. LAW PROHIBITED.

UNLESS OTHERWISE SPECIFIED
LEADING DIMENSIONS ARE INCHES
DIMENSIONS IN [] ARE MILLIMETERS

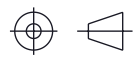
TOLERANCES:
X = \pm 2 [5]
XX = \pm 02 [0.5]
XXX = \pm 005 [0.13]
FRACTIONS
 \pm 1/32
ANGLES \pm 1°

CABLE LENGTH TOLERANCES:
 \leq 12 [305] = \pm 1 [25] / -0
> 12 [305] \leq 60 [1524] = \pm 2 [51] / -0
> 60 [1524] \leq 120 [3048] = \pm 4 [102] / -0
> 120 [3048] \leq 300 [7620] = \pm 8 [152] / -0
> 300 [7620] = \pm 5% / -0

ALL DIMENSIONS ARE FOR REFERENCE ONLY
AND SUBJECT TO CHANGE WITHOUT NOTICE.
UN-DIMENSIONED (NON-CRITICAL) FEATURES
MAY VARY IN SIZE AND LOCATION
COLORS MAY VARY

L-com
an INFINIT@ brand

Website: www.L-com.com
Phone: 1.800.341.5266 | 1.978.682.6936



INTERPRET ALL DIMENSIONS AND
TOLERANCES PER ASME Y14.5

SCALE	SHEET
NONE	1 OF 1

DESCRIPTION

FIBER DIST CABLE, 4 STRAND SC/UPC-SC/UPC OM3, 4.8 mm
RISER JKT, 2.0 mm BREAKOUT AT .5M

SIZE	CAGE CODE	DRAWN BY	ITEM NO.	REV
A	43321	KGLEBOVA	FCA-4M3SCUSCUR2	A

6

5

4

3

2

1