

6

5

4

3

2

1

REVISION

ZONE	REV	DESCRIPTION	DATE	CHANGED BY	APPROVED
	B	ECO-13347	01/03/2024	DZINN	REVANGELIS

F

E

D

C

B

A

F

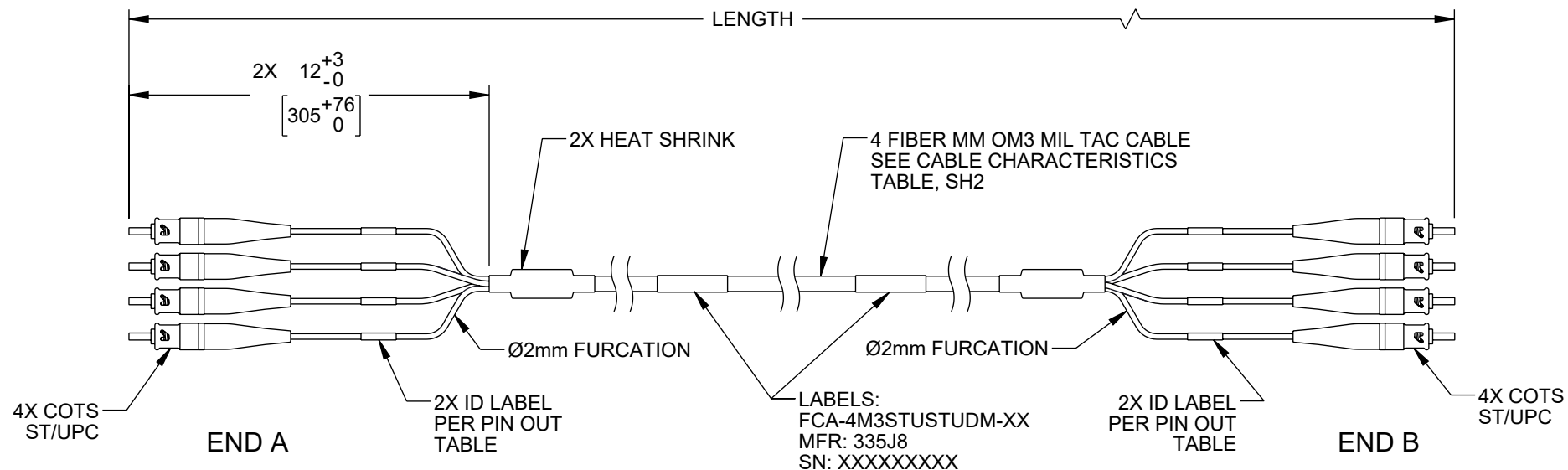
E

D

C

B

A



PIN OUT	
END A	END B
1	1
2	2
3	3
4	4

ITEM NUMBER	LENGTH	
	METERS	FEET
FCA-4M3STUSTUDM-10	10	32.81
FCA-4M3STUSTUDM-15	15	49.21
FCA-4M3STUSTUDM-20	20	65.62

LENGTH (L)	LENGTH TOLERANCE
$L \leq 6M [19.69 FT]$	$+0.15 M [.49 FT] / -0$
$L > 6M [19.69 FT] \ \& \ \leq 30M [98.43 FT]$	$+0.3 M [.98 FT] / -0$
$L > 30M [98.43 FT]$	$+1 M [3.28 FT] / -0$

NOTES:

- ST CONNECTOR ASSEMBLY POLISH TYPE: UPC
- CONNECTORS ARE SUPPLIED WITH DUST CAPS INSTALLED, NOT SHOWN.
- FABRICATED, INSPECTED, AND TESTED IAW IPC-A-640, CLASS 3.
- CABLE ASSEMBLY SHALL BE HAND COILED AND INDIVIDUALLY PACKAGED AND LABELED.

REGULATORY COMPLIANCE:
EU RoHS DIRECTIVE (MOST RECENT RELEASED VERSION).

THE INFORMATION CONTAINED IN THIS DRAWING IS THE SOLE PROPERTY OF INFINITE ELECTRONICS, INC. ANY REPRODUCTION IN PART OR WHOLE WITHOUT THE WRITTEN PERMISSION OF INFINITE ELECTRONICS, INC. IS PROHIBITED. THESE COMMODITIES, TECHNOLOGY OR SOFTWARE WERE EXPORTED FROM THE UNITED STATES IN ACCORDANCE WITH THE EXPORT ADMINISTRATION REGULATIONS. DIVERSION CONTRARY TO U.S. LAW PROHIBITED.

UNLESS OTHERWISE SPECIFIED
LEADING DIMENSIONS ARE INCHES
DIMENSIONS IN [] ARE MILLIMETERS

TOLERANCES:
 .X = ±.2 [5] FRACTIONS
 .XX = ±.02 [0.5] ± 1/32
 .XXX = ±.005 [0.13] ANGLES ± 1°

CABLE LENGTH TOLERANCES:
 $\leq 12 [305] = +1 [25] / -0$
 $> 12 [305] \leq 60 [1524] = +2 [51] / -0$
 $> 60 [1524] \leq 120 [3048] = +4 [102] / -0$
 $> 120 [3048] \leq 300 [7620] = +6 [152] / -0$
 $> 300 [7620] = +5\% / -0$

ALL DIMENSIONS ARE FOR REFERENCE ONLY
AND SUBJECT TO CHANGE WITHOUT NOTICE.
UN-DIMENSIONED/NON-CRITICAL FEATURES
MAY VARY IN SIZE AND LOCATION
COLORS MAY VARY

L-com
an INFINIT® brand

Website: www.L-com.com
Phone: 1.800.341.5266 | 1.978.682.6936



INTERPRET ALL DIMENSIONS AND
TOLERANCES PER ASME Y14.5

SCALE SHEET
NONE 1 OF 2

DESCRIPTION				
DEPLOYABLE MIL TACTICAL CABLE ASSY, MM, OM3, ST UPC 4X TO ST UPC 4X				
SIZE	CAGE CODE	DRAWN BY	ITEM NO.	REV
A	43321	DZINN	FCA-4M3STUSTUDM	B

6

5

4

3

2

1

6

5

4

3

2

1

F

F

FIBER PERFORMANCE	
INDUSTRY STANDARD DESIGNATION	LASER OPTIMIZED OM3 ISO/IEC 11801
CORE/CLADDING DIAMETER (µm)	50/125
WAVELENGTH (nm)	850/1310
GIGABIT ETHERNET DISTANCE (M)	1000/600
10-GIGABIT ETHERNET DISTANCE (M)	300/300
PRIMARY COATING DIAMETER (µm)	500
SECONDARY BUFFER DIAMETER (µm)	900

E

E

MECHANICAL AND ENVIRONMENTAL	
IMPACT RESISTANCE TIA-455-25	1500 IMPACTS
CRUSH RESISTANCE TIA-455-41	1800 N/cm
FLEX RESISTANCE TIA-455-104	2000 CYCLES
OPERATING TEMPERATURE	-55°C TO +85°C
STORAGE TEMPERATURE	-70°C TO +85°C

D

D

CABLE CHARACTERISTICS	
JACKET MATERIAL	POLYURETHANE
BUFFER MATERIAL	HARD ELASTOMERIC
CABLE DIAMETER	5.5 mm [.22 in]

C

C

INSTALLATION AND OPERATING CHARACTERISTICS		
	INSTALLATION	OPERATING
MAX TENSILE LOAD	1800 N [400 lbs]	600 N [130 lbs]
MIN BEND RADIUS	5.5 cm [2.2 in]	2.8 cm [1.1 in]

B


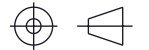
B

A

A

THE INFORMATION CONTAINED IN THIS DRAWING IS THE SOLE PROPERTY OF INFINITE ELECTRONICS, INC. ANY REPRODUCTION IN PART OR WHOLE WITHOUT THE WRITTEN PERMISSION OF INFINITE ELECTRONICS, INC. IS PROHIBITED. THESE COMMODITIES, TECHNOLOGY OR SOFTWARE WERE EXPORTED FROM THE UNITED STATES IN ACCORDANCE WITH THE EXPORT ADMINISTRATION REGULATIONS. DIVERSION CONTRARY TO U.S. LAW PROHIBITED.

ALL DIMENSIONS ARE FOR REFERENCE ONLY AND SUBJECT TO CHANGE WITHOUT NOTICE. UN-DIMENSIONED/NON-CRITICAL FEATURES MAY VARY IN SIZE AND LOCATION. COLORS MAY VARY.

 an INFINIT® brand Website: www.L-com.com Phone: 1.800.341.5266 1.978.682.6936		 INTERPRET ALL DIMENSIONS AND TOLERANCES PER ASME Y14.5	
		SCALE NONE	SHEET 2 OF 2
DESCRIPTION DEPLOYABLE MIL TACTICAL CABLE ASSY, MM, OM3, ST UPC 4X TO ST UPC 4X			
SIZE A	CAGE CODE 43321	DRAWN BY DZINN	ITEM NO. FCA-4M3STUSTUDM
			REV B

6

5

4

3

2

1