

6

5

4

3

2

1

REVISION

ZONE	REV	DESCRIPTION	DATE	CHANGED BY	APPROVED
	B	ECO-13347	01/03/2024	DZINN	REVANGELIS

F

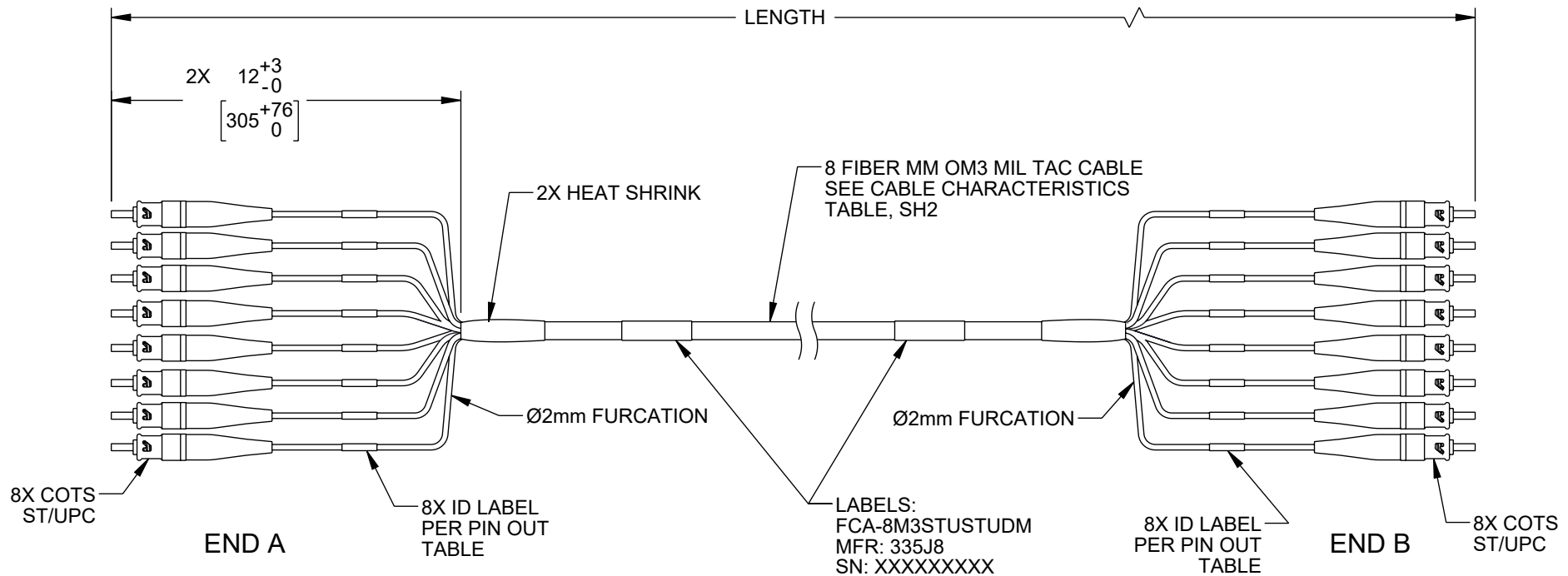
F

E

E

D

D

8X COTS
ST/UPC

END A

8X ID LABEL
PER PIN OUT
TABLELABELS:
FCA-8M3STUSTUDM
MFR: 335J8
SN: XXXXXXXXXX8X ID LABEL
PER PIN OUT
TABLE

END B

8X COTS
ST/UPC

C

C

ITEM NUMBER	LENGTH	
	METERS	FEET
FCA-8M3STUSTUDM-10	10	32.81
FCA-8M3STUSTUDM-15	15	49.21
FCA-8M3STUSTUDM-20	20	65.62

LENGTH (L)	LENGTH TOLERANCE
L ≤ 6M [19.69 FT]	+0.15 M [.49 FT] / -0
L > 6M [19.69 FT] & ≤ 30M [98.43 FT]	+0.3 M [.98 FT] / -0
L > 30M [98.43 FT]	+1 M [3.28 FT] / -0

PIN OUT	
END A	END B
1	1
2	2
3	3
4	4
5	5
6	6
7	7
8	8

B

B

NOTES:

1. ST CONNECTOR ASSEMBLY POLISH TYPE: UPC
2. CONNECTORS ARE SUPPLIED WITH DUST CAPS INSTALLED, NOT SHOWN.
3. FABRICATED, INSPECTED, AND TESTED IAW IPC-A-640, CLASS 3.
4. CABLE ASSEMBLY SHALL BE HAND COILED AND INDIVIDUALLY PACKAGED AND LABELED.

A

A

REGULATORY COMPLIANCE:
EU RoHS DIRECTIVE (MOST RECENT RELEASED VERSION).

THE INFORMATION CONTAINED IN THIS DRAWING IS THE SOLE PROPERTY OF INFINITE ELECTRONICS, INC. ANY REPRODUCTION IN PART OR WHOLE WITHOUT THE WRITTEN PERMISSION OF INFINITE ELECTRONICS, INC. IS PROHIBITED. THESE COMMODITIES, TECHNOLOGY OR SOFTWARE WERE EXPORTED FROM THE UNITED STATES IN ACCORDANCE WITH THE EXPORT ADMINISTRATION REGULATIONS. DIVERSION CONTRARY TO U.S. LAW PROHIBITED.

UNLESS OTHERWISE SPECIFIED
LEADING DIMENSIONS ARE INCHES
DIMENSIONS IN [] ARE MILLIMETERS

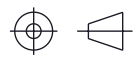
TOLERANCES:
 .X = ±.2 [5] FRACTIONS
 .XX = ±.02 [0.5] ± 1/32
 .XXX = ±.005 [0.13] ANGLES ± 1°

CABLE LENGTH TOLERANCES:
 ≤12 [305] = +1 [25] / -0
 >12 [305] ≤ 60 [1524] = +2 [51] / -0
 >60 [1524] ≤ 120 [3048] = +4 [102] / -0
 >120 [3048] ≤ 300 [7620] = +6 [152] / -0
 >300 [7620] = +5% / -0

ALL DIMENSIONS ARE FOR REFERENCE ONLY
AND SUBJECT TO CHANGE WITHOUT NOTICE.
UN-DIMENSIONED/NON-CRITICAL FEATURES
MAY VARY IN SIZE AND LOCATION
COLORS MAY VARY

L-com
an INFINIT[®] brand

Website: www.L-com.com
Phone: 1.800.341.5266 | 1.978.682.6936



INTERPRET ALL DIMENSIONS AND
TOLERANCES PER ASME Y14.5

SCALE	SHEET
NONE	1 OF 2

DESCRIPTION

DEPLOYABLE MIL TACTICAL CABLE ASSY, MM, OM3,
ST UPC 8X TO ST UPC 8X

SIZE	CAGE CODE	DRAWN BY	ITEM NO.	REV
A	43321	DZINN	FCA-8M3STUSTUDM	B

6

5

4

3

2

1

6

5

4

3

2

1

F

F

FIBER PERFORMANCE	
INDUSTRY STANDARD DESIGNATION	LASER OPTIMIZED OM3 ISO/IEC 11801
CORE/CLADDING DIAMETER (µm)	50/125
WAVELENGTH (nm)	850/1310
GIGABYTE ETHERNET DISTANCE (M)	1000/600
10-GIGABYTE ETHERNET DISTANCE (M)	300/300
PRIMARY COATING DIAMETER (µm)	500
SECONDARY BUFFER DIAMETER (µm)	900

E

E

MECHANICAL AND ENVIRONMENTAL	
IMPACT RESISTANCE TIA-455-25	1500 IMPACTS
CRUSH RESISTANCE TIA-455-41	1800 N/cm
FLEX RESISTANCE TIA-455-104	2000 CYCLES
OPERATING TEMPERATURE	-55°C TO +85°C
STORAGE TEMPERATURE	-70°C TO +85°C

D

D

CABLE CHARACTERISTICS	
JACKET MATERIAL	POLYURETHANE
BUFFER MATERIAL	HARD ELASTOMERIC
CABLE DIAMETER	6.5 mm [.26 in]

C

C

INSTALLATION AND OPERATING CHARACTERISTICS		
	INSTALLATION	OPERATING
MAX TENSILE LOAD	1800 N [400 lbs]	600 N [130 lbs]
MIN BEND RADIUS	6.5 cm [2.6 in]	3.3 cm [1.3 in]

B


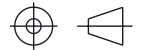
B

A

A

THE INFORMATION CONTAINED IN THIS DRAWING IS THE SOLE PROPERTY OF INFINITE ELECTRONICS, INC. ANY REPRODUCTION IN PART OR WHOLE WITHOUT THE WRITTEN PERMISSION OF INFINITE ELECTRONICS, INC. IS PROHIBITED. THESE COMMODITIES, TECHNOLOGY OR SOFTWARE WERE EXPORTED FROM THE UNITED STATES IN ACCORDANCE WITH THE EXPORT ADMINISTRATION REGULATIONS. DIVERSION CONTRARY TO U.S. LAW PROHIBITED.

ALL DIMENSIONS ARE FOR REFERENCE ONLY AND SUBJECT TO CHANGE WITHOUT NOTICE. UN-DIMENSIONED/NON-CRITICAL FEATURES MAY VARY IN SIZE AND LOCATION. COLORS MAY VARY.

 an INFINIT® brand Website: www.L-com.com Phone: 1.800.341.5266 1.978.682.6936		 INTERPRET ALL DIMENSIONS AND TOLERANCES PER ASME Y14.5	
		SCALE	SHEET
NONE		2 OF 2	
DESCRIPTION			
DEPLOYABLE MIL TACTICAL CABLE ASSY, MM, OM3, ST UPC 8X TO ST UPC 8X			
SIZE	CAGE CODE	DRAWN BY	ITEM NO.
A	43321	DZINN	FCA-8M3STUSTUDM
			REV
			B

6

5

4

3

2

1