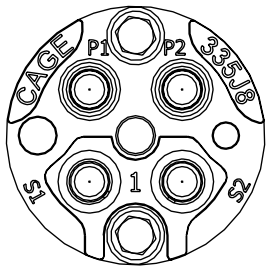
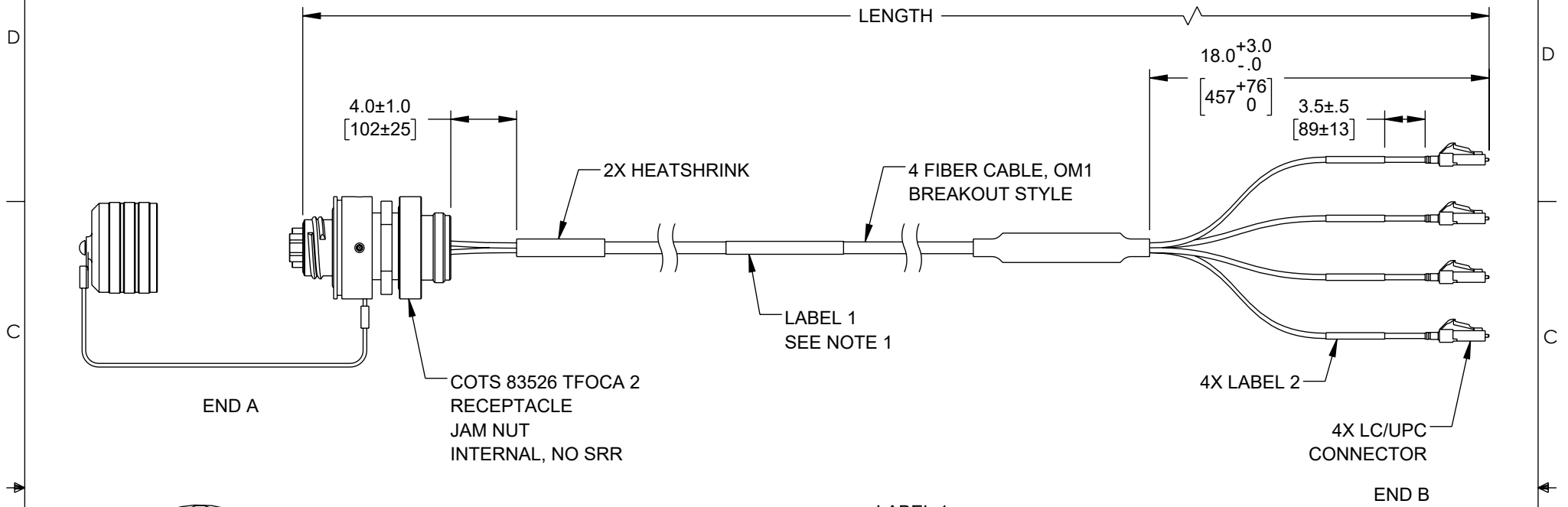
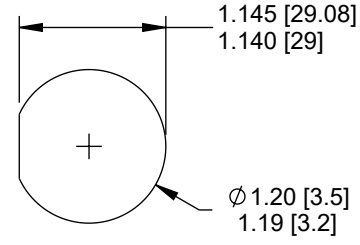


THE INFORMATION CONTAINED IN THIS DRAWING IS THE SOLE PROPERTY OF L-COM, INC. ANY REPRODUCTION IN PART OR WHOLE WITHOUT THE WRITTEN PERMISSION OF L-COM, INC. IS PROHIBITED.

REVISION					
ZONE	REV	DESCRIPTION	DATE	CHANGED BY	APPROVED
D2:D7	B	ECO-12987	08/16/2023	SREITER	REVANGELIS



INSERT CAP
FACE VIEW



RECOMMENDED
MOUNTING HOLE

LABEL 1
FCA-M8-JNLCM1MT-XX
MRF: 335J8
SN: XXXXXXXXXXXXXXXXXXXX

TABLE 1: PINOUT DIAGRAM

END A	FIBER	END B
S1	BLUE	S1-LC
S2	GREEN	S2-LC
P1	ORANGE	P1-LC
P2	BROWN	P2-LC

LABEL 2
XX-LC

TABLE 2: CABLE LENGTH

PART NO.	FEET	METERS
FCA-M8-JNLCM1MT-1	3.3	1
FCA-M8-JNLCM1MT-3	9.8	3

- NOTES:**
- IDENTIFICATION LABEL PLACEMENT IS APPROX CENTERED.
 - CABLE ASSEMBLY DELIVERED HAND COILED.
 - FABRICATED, INSPECTED AND TESTED IN ACCORDANCE WITH IPC-A-640 CLASS 3.

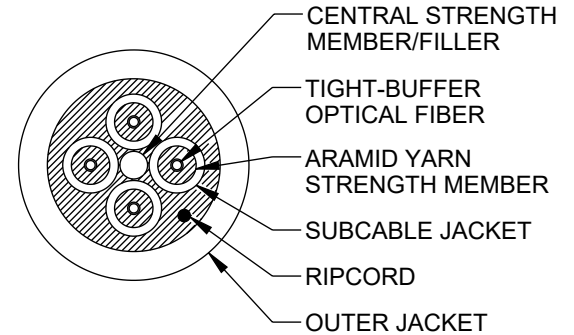
- CABLE LENGTH TOLERANCE:**
- LESS THAN (OR EQUAL TO) 20FT: +6"
 - GREATER THAN 20FT - 100FT: +12"
 - GREATER THAN 100FT: +36"

UNLESS OTHERWISE SPECIFIED, DIMENSIONS ARE IN INCHES [mm] OVERALL CABLE LENGTH TOLERANCE: ≤12 [305] = +1 [25] / -0 >12 [305] ≤60 [1524] = +2 [51] / -0 >60 [1524] ≤120 [3048] = +4 [102] / -0 >120 [3048] ≤300 [7620] = +6 [152] / -0 >300 [7620] = +5% / -0 ALL OTHER DIMENSIONAL TOLERANCES: .X = ±.2 [5] FRACTIONS ± 1/32 .XX = ±.02 [5] ANGLES ±1° .XXX = ±.005 [13]	APPROVALS DRAWN BY SREITER CHECKED BY REVANGELIS APPROVED BY PHOSPODAR	DATE 06/05/2023 06/05/2023 06/05/2023	50 High Street, West Mill, North Andover, MA 01845 USA. Phone: 1.800.341.5266 1.978.682.6936 CATEGORY CABLE ASSEMBLY
	CONFIGURATION DETAILS OF UNDIMENSIONED FEATURES MAY VARY COLOR VARIATIONS MAY OCCUR	PRODUCT DESCRIPTION COTS M83526 (TFOCA II EQUIVALENT) 83526/17 4 CHANNEL JAM-NUT RECEPTACLE TO LC 4X OM1 62.5/125/2mm, 3m SIZE A CAGE CODE 43321 ITEM NO. FCA-M8-JNLCM1MT-3 REV. B	
THIRD-ANGLE PROJECTION 	SCALE: NONE CAD FILE: FCA-M8-JNLCM1MT-3.SLDDRW SHEET 1 OF 2		

THE INFORMATION CONTAINED IN THIS DRAWING IS THE SOLE PROPERTY OF L-COM, INC. ANY REPRODUCTION IN PART OR WHOLE WITHOUT THE WRITTEN PERMISSION OF L-COM, INC. IS PROHIBITED.

REVISION					
ZONE	REV	DESCRIPTION	DATE	CHANGED BY	APPROVED
	B	ECO-12987	08/16/2023	SREITER	REVANGELIS

4 CHANNEL
B-SERIES BREAKOUT – MIL-TAC CABLES


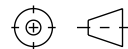


FIBER PERFORMANCE	
INDUSTRY STANDARD DESIGNATION	OM1 ISO/IEC 11801
CORE/CLADDING DIAMETER (µm)	62.5/125
WAVELENGTH (nm)	850/1310
SECONDARY BUFFER DIAMETER (µm)	900

MECHANICAL AND ENVIRONMENTAL	
IMPACT RESISTANCE TIA-455-25	1500 IMPACTS
CRUSH RESISTANCE TIA-455-41	2200 N/cm
OPERATING TEMPERATURE	-55°C TO +85°C
STORAGE TEMPERATURE	-70°C TO +85°C

INSTALLATION AND OPERATING CHARACTERISTICS		
	INSTALLATION	OPERATING
MAX TENSILE LOAD	2,200 N (490 lbs)	550 N (120 lbs)
MIN BEND RADIUS	7.5 cm (3.0 in)	3.8 cm (1.5 in)

CABLE CHARACTERISTICS	
JACKET COLOR	BLACK
JACKET MATERIAL	POLYURETHANE
BUFFER MATERIAL	HARD ELASTOMERIC
SUBUNIT OD	2.0 mm
CABLE DIAMETER	7.5 mm (0.30 in)

UNLESS OTHERWISE SPECIFIED, DIMENSIONS ARE IN INCHES [mm] OVERALL CABLE LENGTH TOLERANCE: ≤12 [305] = +1 [25] / -0 >12 [305] ≤60 [1524] = +2 [51] / -0 >60 [1524] ≤120 [3048] = +4 [102] / -0 >120 [3048] ≤300 [7620] = +6 [152] / -0 >300 [7620] = +5% / -0 ALL OTHER DIMENSIONAL TOLERANCES: .X = ± .2 [5] FRACTIONS ± 1/32 .XX = ± .02 [5] ANGLES ± 1° .XXX = ± .005 [13]	APPROVALS	DATE	 50 High Street, West Mill, North Andover, MA 01845 USA. Phone: 1.800.341.5266 1.978.682.6936
	DRAWN BY SREITER	06/05/2023	
	APPROVED BY PHOSPODAR	06/05/2023	CATEGORY CABLE ASSEMBLY
THIRD-ANGLE PROJECTION 	CONFIGURATION DETAILS OF UNDIMENSIONED FEATURES MAY VARY	PRODUCT DESCRIPTION COTS M83526 (TFOCA II EQUIVALENT) 83526/17 4 CHANNEL JAM- NUT RECEPTICAL TO LC 4X OM1 62.5/125/2mm, 3m	
	COLOR VARIATIONS MAY OCCUR	SIZE A	CAGE CODE 43321
		ITEM NO. FCA-M8-JNLCM1MT-3	REV. B
		SCALE: NONE	CAD FILE: FCA-M8-JNLCM1MT-3.SLDDRW
			SHEET 2 OF 2