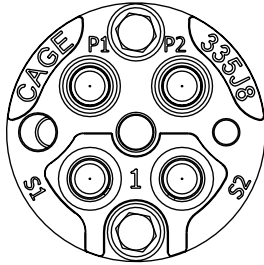
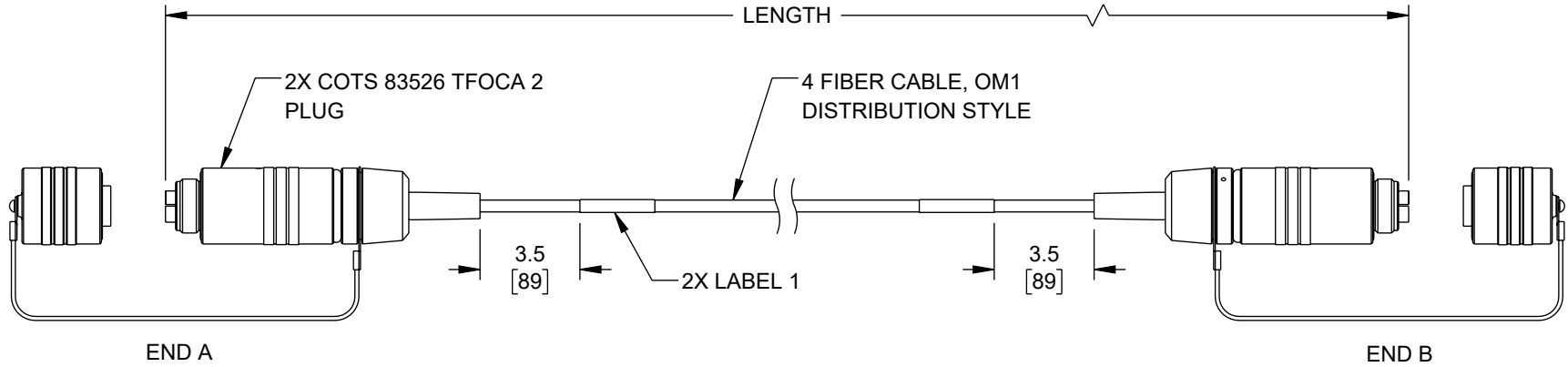


THE INFORMATION CONTAINED IN THIS DRAWING IS THE SOLE PROPERTY OF L-COM, INC. ANY REPRODUCTION IN PART OR WHOLE WITHOUT THE WRITTEN PERMISSION OF L-COM, INC. IS PROHIBITED.

REVISION					
ZONE	REV	DESCRIPTION	DATE	CHANGED BY	APPROVED
	A	INITIAL RELEASE	05/17/2023	SREITER	PHOSPODAR



INSERT CAP
FACE VIEW

LABEL 1
FCA-M8-PLPLM1MT-XX
MRF: 335J8
SN: XXXXXXXXXXXXXXXXXXXXX

END A	FIBER	END B
S1	BLUE	P1
S2	GREEN	P2
P1	ORANGE	S1
P2	BROWN	S2


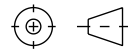
PART NO.	FEET	METERS
FCA-M8-PLPLM1MT-10	32.8	10
FCA-M8-PLPLM1MT-30	98.4	30

NOTES:

- CABLE ASSEMBLY DELIVERED HAND COILED.
- FABRICATED, INSPECTED AND TESTED IN ACCORDANCE WITH IPC-A-640 CLASS 3.

CABLE LENGTH TOLERANCE:

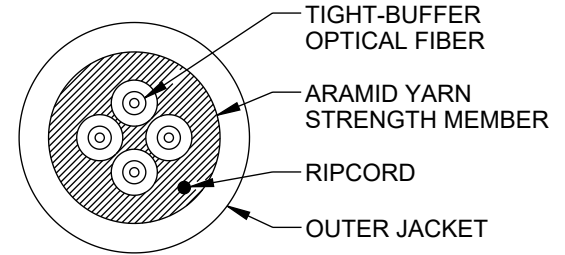
- LESS THAN (OR EQUAL TO) 20FT: +6"
- GREATER THAN 20FT - 100FT: +12"
- GREATER THAN 100FT: +36"

UNLESS OTHERWISE SPECIFIED, DIMENSIONS ARE IN INCHES [mm] OVERALL CABLE LENGTH TOLERANCE: ≤12 [305] = +1 [25] / -0 >12 [305] ≤60 [1524] = +2 [51] / -0 >60 [1524] ≤120 [3048] = +4 [102] / -0 >120 [3048] ≤300 [7620] = +6 [152] / -0 >300 [7620] = +5% / -0 ALL OTHER DIMENSIONAL TOLERANCES: .X = ± .2 [5] FRACTIONS ± 1/32 .XX = ± .02 [.5] ANGLES ± 1° .XXX = ± .005 [1.3]	APPROVALS SREITER	DATE 05/17/2023	 50 High Street, West Mill, North Andover, MA 01845 USA. Phone: 1.800.341.5266 1.978.682.6936
	DRAWN BY SREITER	CHECKED BY REVANGELIS	
THIRD-ANGLE PROJECTION 	CONFIGURATION DETAILS OF UNDIMENSIONED FEATURES MAY VARY	COLOR VARIATIONS MAY OCCUR	PRODUCT DESCRIPTION COTS M83526 (TFOCA II EQUIVALENT) 83526/16 PLUG TO COTS 83526/16 PLUG, 4 CHANNEL OM1 62.5/125/5.5mm TACTICAL CABLE, 10m ITEM NO. FCA-M8-PLPLM1MT-10
SIZE A		CAGE CODE 43321	SCALE: NONE CAD FILE: FCA-M8-PLPLM1MT-10.SLDDRW SHEET 1 OF 2

THE INFORMATION CONTAINED IN THIS DRAWING IS THE SOLE PROPERTY OF L-COM, INC. ANY REPRODUCTION IN PART OR WHOLE WITHOUT THE WRITTEN PERMISSION OF L-COM, INC. IS PROHIBITED.

REVISION					
ZONE	REV	DESCRIPTION	DATE	CHANGED BY	APPROVED
	A	INITIAL RELEASE	05/17/2023	SREITER	PHOSPODAR

4 CHANNEL
DISTRIBUTION – MIL-TAC CABLES


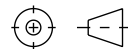


FIBER PERFORMANCE	
INDUSTRY STANDARD DESIGNATION	OM1 ISO/IEC 11801
CORE/CLADDING DIAMETER (µm)	62.5/125
NUMERIC APERTURE	0.275
WAVELENGTH (nm)	850/1310
SECONDARY BUFFER DIAMETER (µm)	900

MECHANICAL AND ENVIRONMENTAL	
IMPACT RESISTANCE TIA-455-25	1500 IMPACTS
CRUSH RESISTANCE TIA-455-41	1800 N/cm
OPERATING TEMPERATURE	-55°C TO +85°C
STORAGE TEMPERATURE	-70°C TO +85°C

INSTALLATION AND OPERATING CHARACTERISTICS		
	INSTALLATION	OPERATING
MAX TENSILE LOAD	1,800 N (400 lbs)	600 N (130 lbs)
MIN BEND RADIUS	5.5 cm (2.2 in)	2.8 cm (1.1 in)

CABLE CHARACTERISTICS	
JACKET COLOR	BLACK
JACKET MATERIAL	POLYURETHANE
CABLE DIAMETER	5.5 mm (0.22 in)

UNLESS OTHERWISE SPECIFIED, DIMENSIONS ARE IN INCHES [mm] OVERALL CABLE LENGTH TOLERANCE: ≤12 [305] = +1 [25] / -0 >12 [305] ≤60 [1524] = +2 [51] / -0 >60 [1524] ≤120 [3048] = +4 [102] / -0 >120 [3048] ≤300 [7620] = +6 [152] / -0 >300 [7620] = +5% / -0 ALL OTHER DIMENSIONAL TOLERANCES: .X = ± .2 [5] FRACTIONS ± 1/32 .XX = ± .02 [.5] ANGLES ± 1° .XXX = ± .005 [.13]	APPROVALS	DATE	 50 High Street, West Mill, North Andover, MA 01845 USA. Phone: 1.800.341.5266 1.978.682.6936
	DRAWN BY SREITER CHECKED BY REVANGELIS APPROVED BY PHOSPODAR	05/17/2023 05/17/2023 05/17/2023	
THIRD-ANGLE PROJECTION 	CONFIGURATION DETAILS OF UNDIMENSIONED FEATURES MAY VARY COLOR VARIATIONS MAY OCCUR	PRODUCT DESCRIPTION COTS M83526 (TFOCA II EQUIVALENT) 83526/16 PLUG TO COTS 83526/16 PLUG, 4 CHANNEL, OM1 62.5/125/5.5mm TACTICAL CABLE, 10m SIZE A	ITEM NO. FCA-M8-PLPLM1MT-10 SCALE: NONE CAD FILE: FCA-M8-PLPLM1MT-10.SLDDRW SHEET 2 OF 2