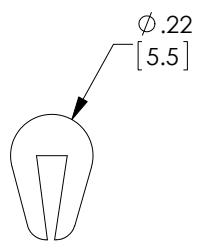
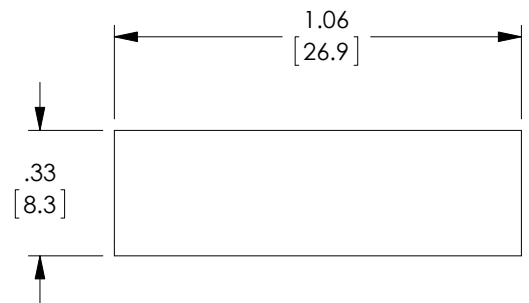
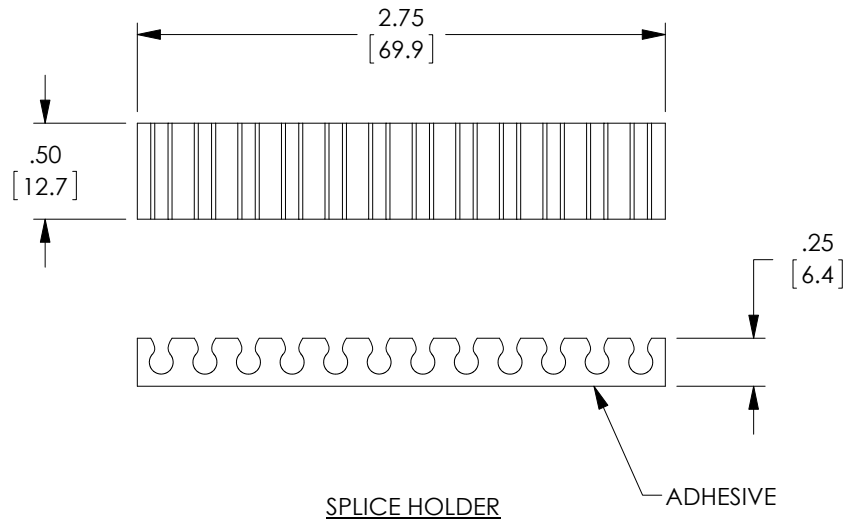
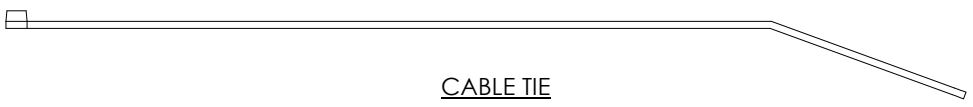
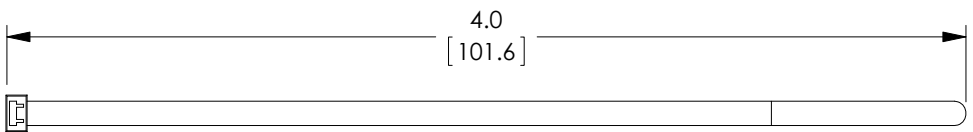


THE INFORMATION CONTAINED IN THIS DRAWING IS THE SOLE PROPERTY OF L-COM, INC. ANY REPRODUCTION IN PART OR WHOLE WITHOUT THE WRITTEN PERMISSION OF L-COM, INC. IS PROHIBITED.

RoHS Compliant ✓

REVISIONS			
REV	DESCRIPTION	DATE	APPROVED
A	INITIAL RELEASE	5/9/13	D.FRISIELLO



NOTES:

SLICE KIT INCLUDES:

- (1) SPLICE HOLDER
- (6) SPLICE SLEEVES
- (8) CABLE TIES

ALL DIMENSIONS SHOWN ARE FOR REFERENCE ONLY.

COMPONENTS ARE SUPPLIED LOOSELY IN A CLEAR, ZIP-LOCK POLY BAG, IN ACCORDANCE WITH L-COM SPECIFICATION PS-0031.

UNLESS OTHERWISE SPECIFIED, DIMENSIONS ARE IN INCHES [mm] OVERALL CABLE LENGTH TOLERANCE: ≤12 [305] = +1 [25] / -0 >12 [305] ≤60 [1524] = +2 [51] / -0 >60 [1524] ≤120 [3048] = +4 [102] / -0 >120 [3048] ≤300 [7620] = +6 [152] / -0 >300 [7620] = +3% / -0% ALL OTHER DIMENSIONAL TOLERANCES: .X = ±.2 .XX = ±.02 .XXX = ±.005	APPROVALS D.FRISIELLO CHECKED BY D.DESJARDIN APPROVED BY D.GALLAGHER	DATE 5/8/13 5/8/13 5/8/13	45 BEECHWOOD DRIVE NORTH ANDOVER, MA 01845
	CONFIGURATION DETAILS OF UNDIMENSIONED FEATURES MAY VARY		
PROJECTION 	COLOR VARIATIONS MAY OCCUR	SIZE A	FSCM NO. 43321
		DWG. NO. FE-SK1	REV. A
		SCALE: NONE	CAD FILE: FE-SK1.SLDDRW
		SHEET 1 OF 1	