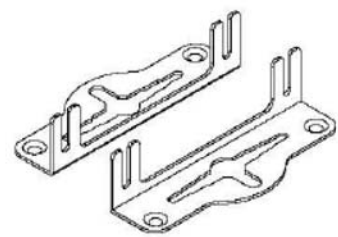
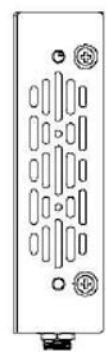
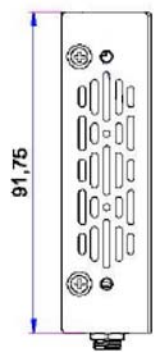
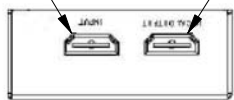


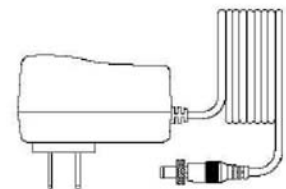
THE INFORMATION CONTAINED IN THIS DRAWING IS THE SOLE PROPERTY OF L-COM, INC. ANY REPRODUCTION IN PART OR WHOLE WITHOUT THE WRITTEN PERMISSION OF L-COM, INC. IS PROHIBITED.

REVISIONS			
REV	DESCRIPTION	DATE	APPROVED
A	INITIAL RELEASE	9/5/12	D.GRIFFIN
B	ECN 7989: CHG TITLE DESCRIPTION TO 150 FEET	6/22/15	D.FRISIELLO

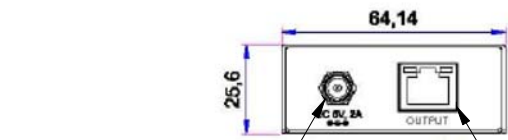
HDMI INPUT HDMI LOCAL OUTPUT



SURFACE MOUNT BRACKET



POWER ADAPTER
INPUT: 100-240V
OUTPUT: 5V, 2A



DC POWER JACK RJ45 JACK (OUTPUT)

NOTES:

1. ALL DIMENSIONS ARE FOR REFERENCE ONLY.
2. EXTENDER SHALL BE PACKAGED IN ACCORDANCE WITH L-COM SPECIFICATION PS-0031.

REGULATORY COMPLIANCE:
CE2011/65/EU(RoHS DIRECTIVE)

UNLESS OTHERWISE SPECIFIED, DIMENSIONS ARE IN INCHES [mm] OVERALL CABLE LENGTH TOLERANCE: ≤12 [305] = +1 [25] / -0 >12 [305] ≤60 [1524] = +2 [51] / -0 >60 [1524] ≤120 [3048] = +4 [102] / -0 >120 [3048] ≤300 [7620] = +6 [152] / -0 >300 [7620] = +5% / -0% ALL OTHER DIMENSIONAL TOLERANCES: .X = ± .2 [5.08] .XX = ± .02 [1.51] .XXX = ±.005 [1.13]	APPROVALS DRAWN BY D.PARHAM CHECKED BY D.DESJARDIN APPROVED BY S.SMITH	DATE 09/04/2012 09/04/2012 09/04/2012		45 BEECHWOOD DRIVE NORTH ANDOVER, MA 01845	
	CONFIGURATION DETAILS OF UNDIMENSIONED FEATURES MAY VARY		CATEGORY AUDIO/VIDEO	PRODUCT DESCRIPTION HDMI EXTENDER ACTIVE 150FT B	
	PROJECTION 	COLOR VARIATIONS MAY OCCUR	SIZE A	FSCM NO. 43321	DWG. NO. HD-EXT-HSL
	SCALE: NONE		CAD FILE: HD-EXT-HSL.SLDDRW	SHEET 1 OF 1	