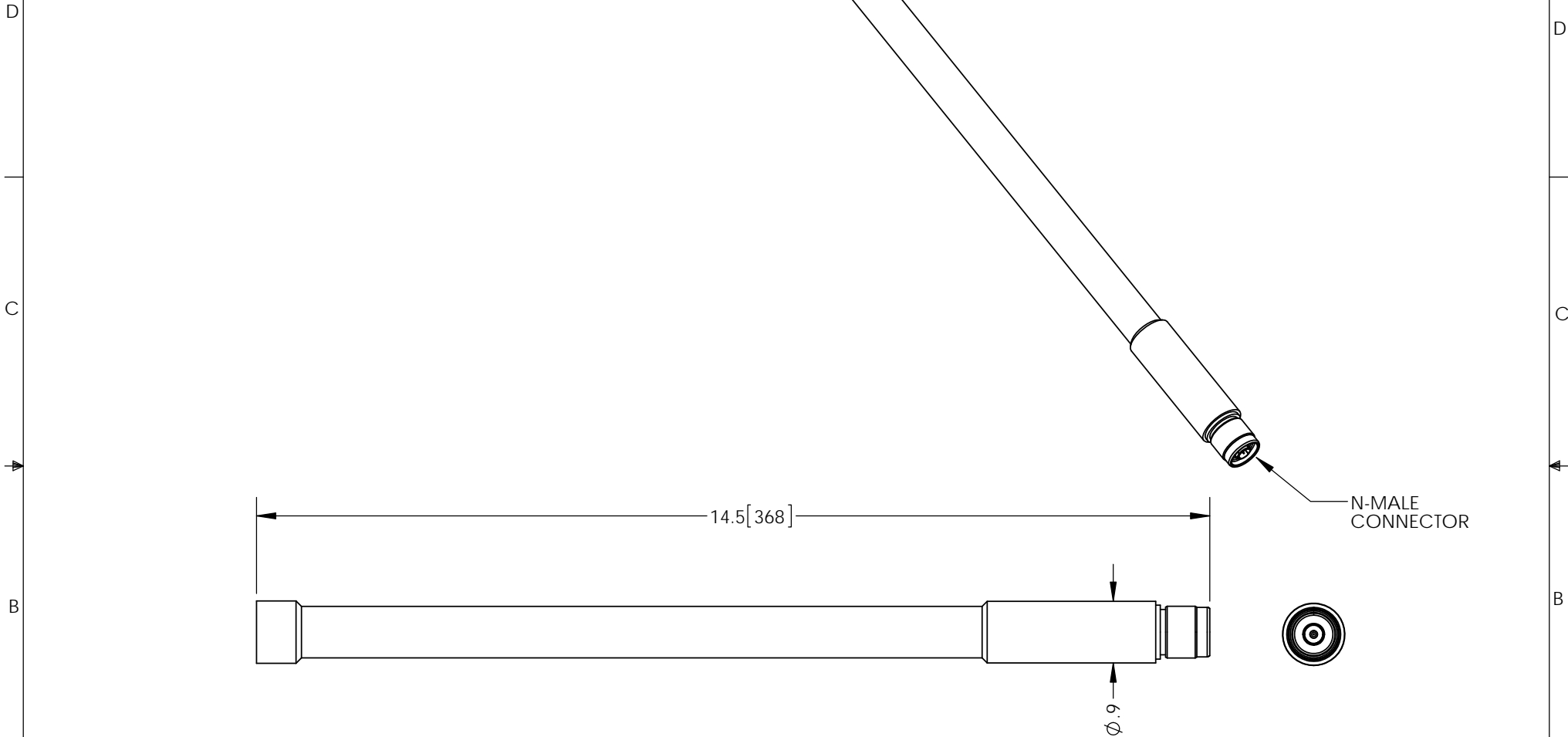


THE INFORMATION CONTAINED IN THIS DRAWING IS THE SOLE PROPERTY OF L-COM, INC. ANY REPRODUCTION IN PART OR WHOLE WITHOUT THE WRITTEN PERMISSION OF L-COM, INC. IS PROHIBITED.

| REVISIONS | | | |
|-----------|-----------------|----------|--------------|
| REV | DESCRIPTION | DATE | APPROVED |
| A | INITIAL RELEASE | 10/10/16 | D. DESJARDIN |
| | | | |
| | | | |



N-MALE CONNECTOR


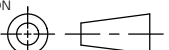
Ø.9

NOTES:

PACKAGING:
COMPONENT SHALL BE INDIVIDUALLY PACKAGED IN ACCORDANCE WITH L-COM SPECIFICATION PKG-00012

- ALL DIMENSIONS FOR REFERENCE -

REGULATORY COMPLIANCE:
CE2011/65/EU(RoHS DIRECTIVE)

| | | | |
|---|--|-------------------------|--|
| UNLESS OTHERWISE SPECIFIED, DIMENSIONS ARE IN INCHES [mm] | APPROVALS | DATE |  50 HIGH STREET NORTH ANDOVER, MA 01845 |
| | DRAWN BY B.PUCHASKI | 10/07/16 | |
| DIMENSIONAL TOLERANCES: .X = ±.1 [2.54] .XX = ±.01 [.25] .XXX = ±.005 [.13] | CHECKED BY P.PESA | 10/07/16 | CATEGORY |
| | APPROVED BY P.PESA | 10/07/16 | ANTENNA |
| ANGULAR TOLERANCES: ALL = ± 1° | CONFIGURATION DETAILS OF UNDIMENSIONED FEATURES MAY VARY | | PRODUCT DESCRIPTION 2.4GHz 6.5dBi OMNI ANTENNA MINI PRO W/ N-MALE CONNECTOR |
| PROJECTION  | COLOR VARIATIONS MAY OCCUR | SIZE A | FSCM NO. 43321 |
| | | DWG. NO. HG2407UP-NM | REV. A |
| | | SCALE: NONE | CAD FILE: HG2407UP-NM.SLDDRW |
| | | SHEET 1 OF 1 | |