
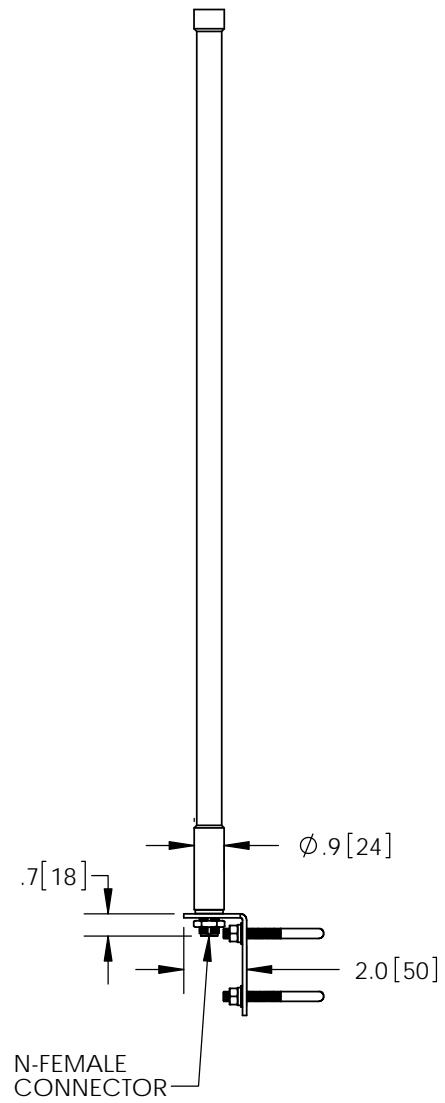



THE INFORMATION CONTAINED IN THIS DRAWING IS THE SOLE PROPERTY OF L-COM, INC. ANY REPRODUCTION IN PART OR WHOLE WITHOUT THE WRITTEN PERMISSION OF L-COM, INC. IS PROHIBITED.

| REVISIONS | | | |
|-----------|--|----------|------------|
| REV | DESCRIPTION | DATE | APPROVED |
| A | INITIAL RELEASE | 08/17/10 | D.GRIFFIN |
| B | ECN 7148 ADD MOUNTING BRACKET, UPDATE FORMAT AND RoHS NOTE | 11/14/13 | B.PUCHASKI |
| | | | |
| | | | |



NOTES:

PACKAGING:
COMPONENT SHALL BE INDIVIDUALLY PACKAGED IN ACCORDANCE WITH L-COM SPECIFICATION PKG-00071

- ALL DIMENSIONS FOR REFERENCE -

REGULATORY COMPLIANCE:
CE2011/65/EU(RoHS DIRECTIVE)

| | | | |
|--|---|---|--|
| UNLESS OTHERWISE SPECIFIED, DIMENSIONS ARE IN INCHES [mm] DIMENSIONAL TOLERANCES: .X = ±.1 [2.54] .XX = ±.01 [25] .XXX = ±.005 [13] ANGULAR TOLERANCES: ALL = ± 1° | APPROVALS | DATE | 45 BEECHWOOD DRIVE NORTH ANDOVER, MA 01845 |
| | DRAWN BY D. CASTRO | 08/12/10 | |
| | CHECKED BY D. PARHAM | 08/12/10 | |
| APPROVED BY K. BLOMGREN | 08/16/10 | CATEGORY ANTENNA | |
| PROJECTION | CONFIGURATION DETAILS OF UNDIMENSIONED FEATURES MAY VARY | PRODUCT DESCRIPTION 2.4GHz 8.5dBi OMNI ANTENNA MINI PRO W/ N-FEMALE CONNECTOR | |
| COLOR VARIATIONS MAY OCCUR | SIZE A FSCM NO. 43321 DWG. NO. HG2409UP-NF | REV. B | |
| SCALE: NONE | | CAD FILE: HG2409UP-NF.SLDDRW | SHEET 1 OF 1 |