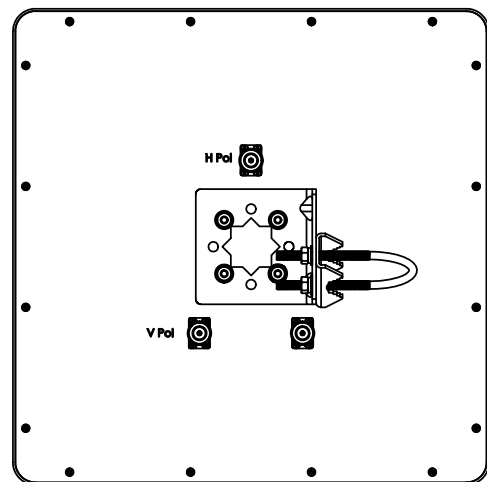
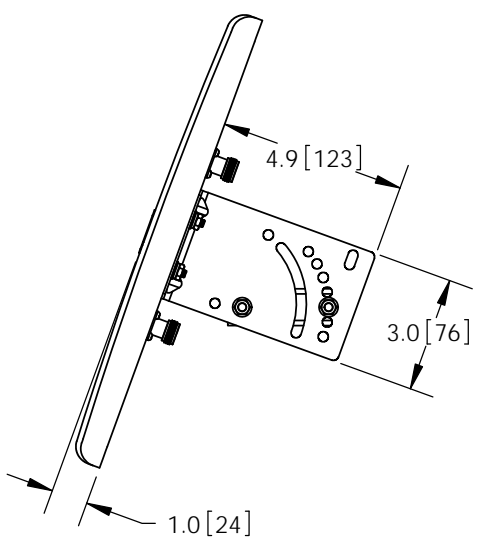
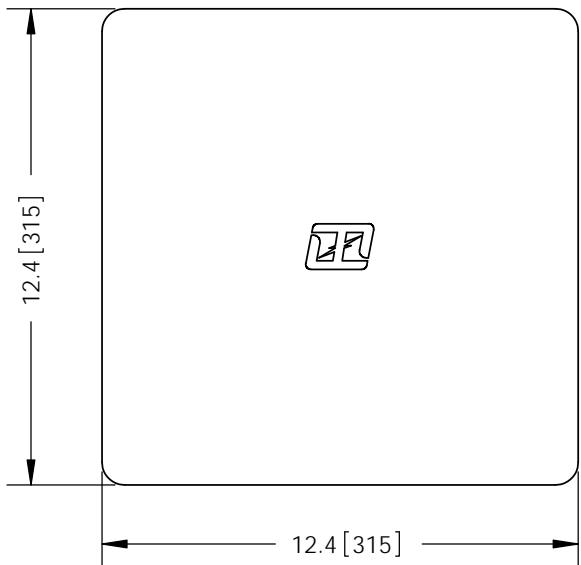
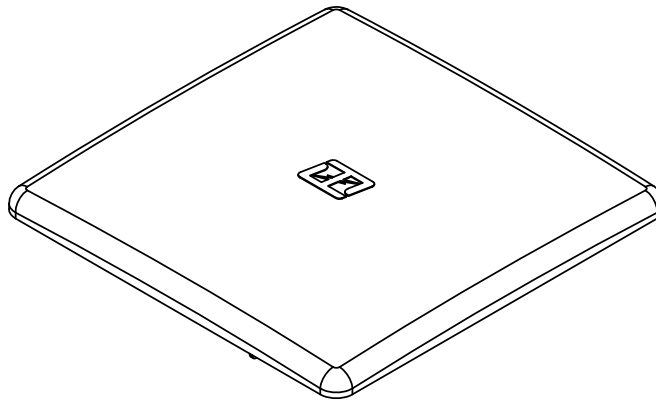
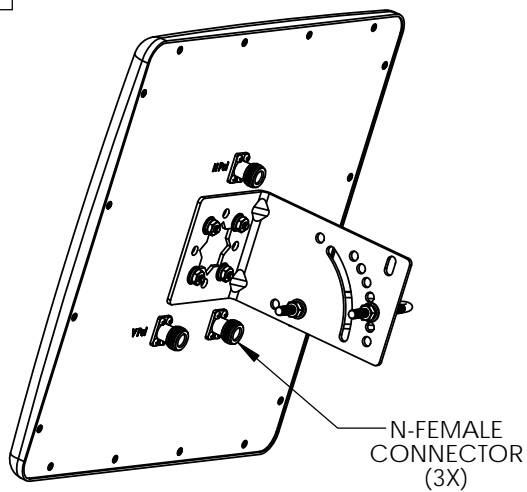


THE INFORMATION CONTAINED IN THIS DRAWING IS THE SOLE PROPERTY OF L-COM, INC. ANY REPRODUCTION IN PART OR WHOLE WITHOUT THE WRITTEN PERMISSION OF L-COM, INC. IS PROHIBITED.

REVISIONS			
REV	DESCRIPTION	DATE	APPROVED
A	INITIAL RELEASE	7/26/12	D. DESJARDIN



NOTES:
 PACKAGING:
 COMPONENT SHALL BE PACKAGED IN ACCORDANCE WITH L-COM SPEC PKG-00028
 -ALL DIMENSIONS FOR REFERENCE-

RoHS Compliant ✓

UNLESS OTHERWISE SPECIFIED, DIMENSIONS ARE IN INCHES [mm] DIMENSIONAL TOLERANCES: .X = ±.1 .XX = ±.01 .XXX = ±.005 ANGULAR TOLERANCES: ALL = ± 1°	APPROVALS	DATE		45 BEECHWOOD DRIVE NORTH ANDOVER, MA 01845
	DRAWN BY B. PUCHASKI	07/26/12		
PROJECTION 	CHECKED BY T. VADEN	07/26/12	CATEGORY ANTENNA	
	APPROVED BY P. PESA	07/26/12	PRODUCT DESCRIPTION 2.4GHz 14dBi DUAL POLARIZED FLAT PANEL ANTENNA W/N-FEMALE CONNECTORS	
COLOR VARIATIONS MAY OCCUR	SIZE A	FSCM NO. 43321	DWG. NO. HG2414DP-3NF	REV. A
SCALE: NONE		CAD FILE: HG2414DP-3NF.SLDDRW		SHEET 1 OF 1