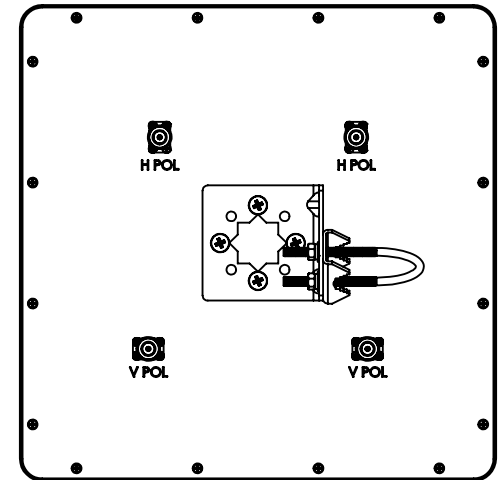
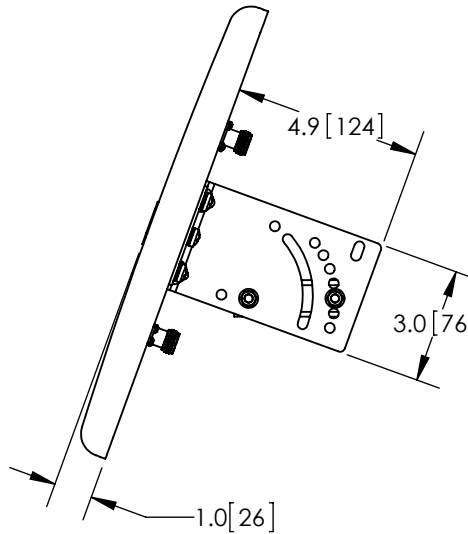
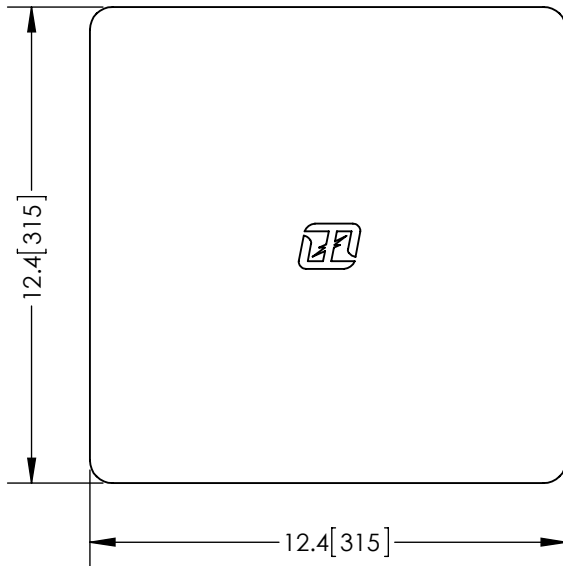
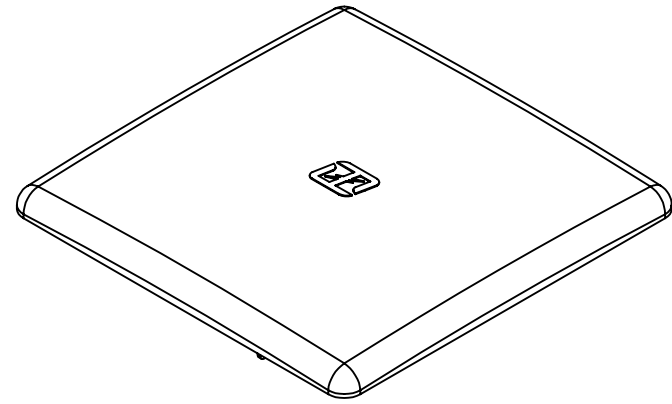
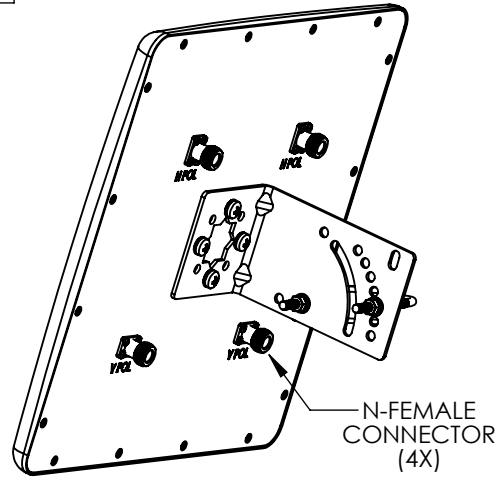


THE INFORMATION CONTAINED IN THIS DRAWING IS THE SOLE PROPERTY OF L-COM, INC. ANY REPRODUCTION IN PART OR WHOLE WITHOUT THE WRITTEN PERMISSION OF L-COM, INC. IS PROHIBITED.

REVISIONS			
REV	DESCRIPTION	DATE	APPROVED
A	INITIAL RELEASE	3/21/14	D.GRIFFIN



NOTES:
PACKAGING:
 COMPONENT SHALL BE PACKAGED IN ACCORDANCE WITH L-COM SPEC PKG-00012

-ALL DIMENSIONS FOR REFERENCE-

REGULATORY COMPLIANCE:
 CE2011/65/EU (ROHS DIRECTIVE)

UNLESS OTHERWISE SPECIFIED, DIMENSIONS ARE IN INCHES [mm] DIMENSIONAL TOLERANCES: .X = ±.1 [2.54] .XX = ±.01 [.25] .XXX = ±.005 [.13] ANGULAR TOLERANCES: ALL = ± 1°	APPROVALS	DATE		45 BEECHWOOD DRIVE NORTH ANDOVER, MA 01845	
	DRAWN BY B.PUCHASKI	03/20/14			
	CHECKED BY P.PESA	03/20/14	CATEGORY	ANTENNA	
	APPROVED BY P.PESA	03/20/14	PRODUCT DESCRIPTION	2.4/5GHz 13/14dBi DUAL POLARIZED FLAT PANEL ANTENNA W N--FEMALE CONNECTORS	
PROJECTION 	COLOR VARIATIONS MAY OCCUR	SIZE A	FSCM NO. 43321	DWG. NO. HG2458-14DP-4NF	REV. A
		SCALE: NONE	CAD FILE: HG2458-14DP-4NF.SLDDRW		SHEET 1 OF 1