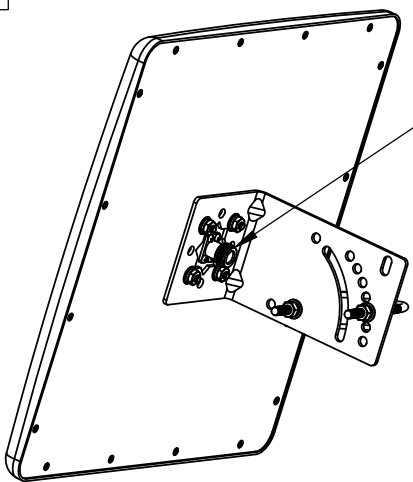
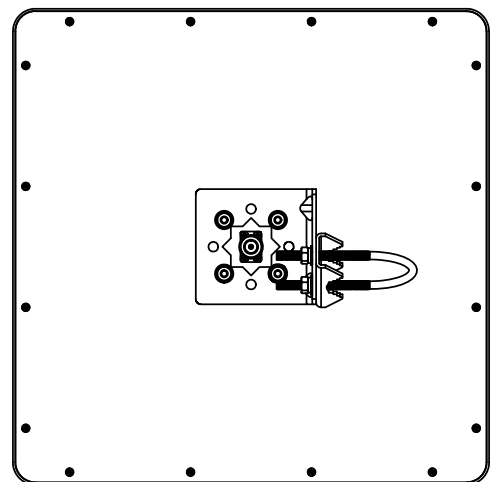
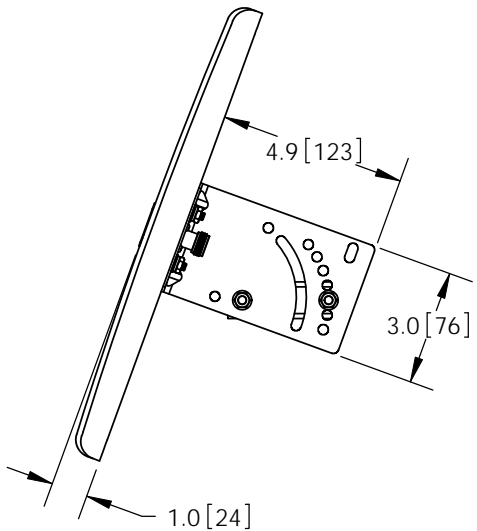
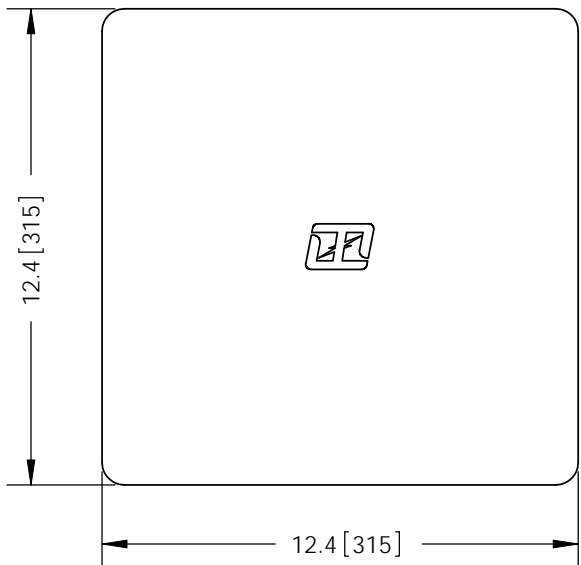
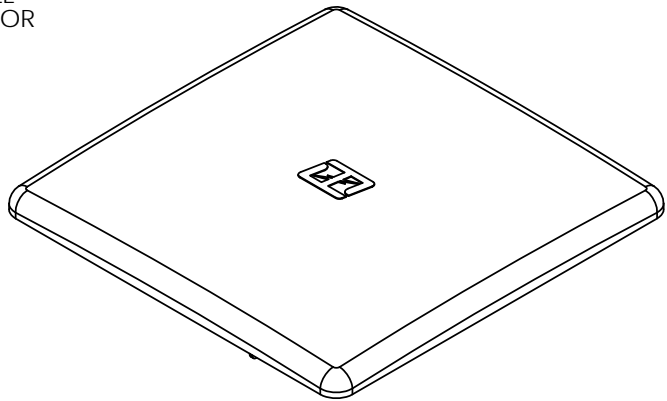


THE INFORMATION CONTAINED IN THIS DRAWING IS THE SOLE PROPERTY OF L-COM, INC. ANY REPRODUCTION IN PART OR WHOLE WITHOUT THE WRITTEN PERMISSION OF L-COM, INC. IS PROHIBITED.

REVISIONS			
REV	DESCRIPTION	DATE	APPROVED
A	INITIAL RELEASE	08/26/11	B.PUCHASKI
-	-	-	-
-	-	-	-



N-FEMALE CONNECTOR



NOTES:
 PACKAGING:
 COMPONENT SHALL BE PACKAGED IN ACCORDANCE WITH L-COM SPEC PKG-00028
 -ALL DIMENSIONS FOR REFERENCE-

RoHS Compliant ✓

UNLESS OTHERWISE SPECIFIED, DIMENSIONS ARE IN INCHES [mm] DIMENSIONAL TOLERANCES: .X = ±.1 .XX = ±.01 .XXX = ±.005 ANGULAR TOLERANCES: ALL = ± 1° PROJECTION 	APPROVALS	DATE		45 BEECHWOOD DRIVE NORTH ANDOVER, MA 01845	
	DRAWN BY B.PUCHASKI	08/26/11			
	CHECKED BY P.PESA	08/26/11	CATEGORY	ANTENNA	
	APPROVED BY P.PESA	08/26/11	PRODUCT DESCRIPTION	4.9GHZ TO 5.8 GHz 23dBi FLAT PANEL ANTENNA W/N-FEMALE CONNECTOR	
	CONFIGURATION DETAILS OF UNDIMENSIONED FEATURES MAY VARY	SIZE A	FSCM NO. 43321	DWG. NO. HG4958-23P	REV. A
	COLOR VARIATIONS MAY OCCUR	SCALE: NONE	CAD FILE: HG4958-23P.SLDDRW	SHEET 1 OF 1	