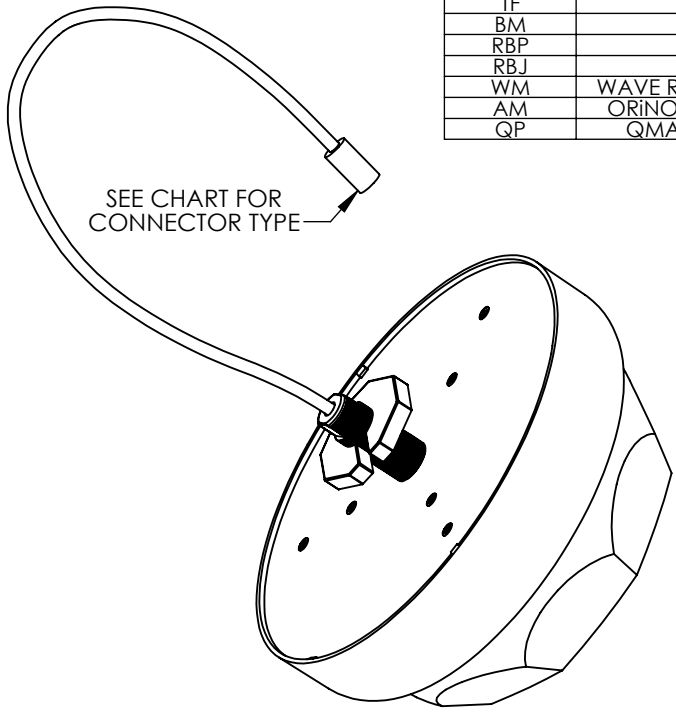
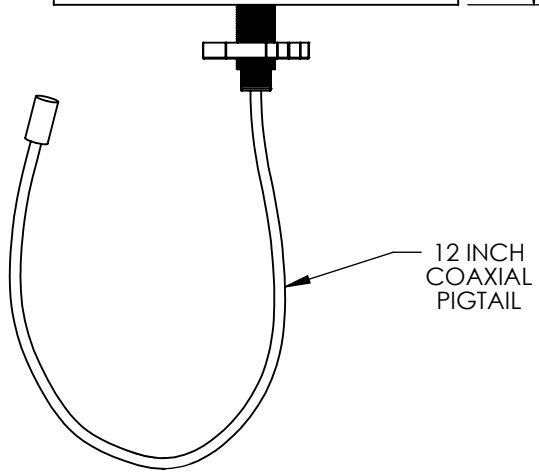
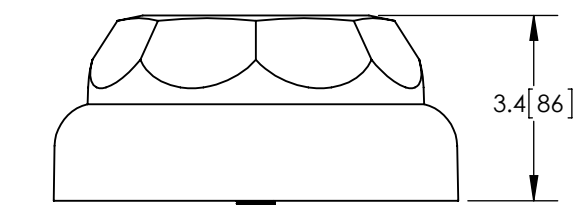
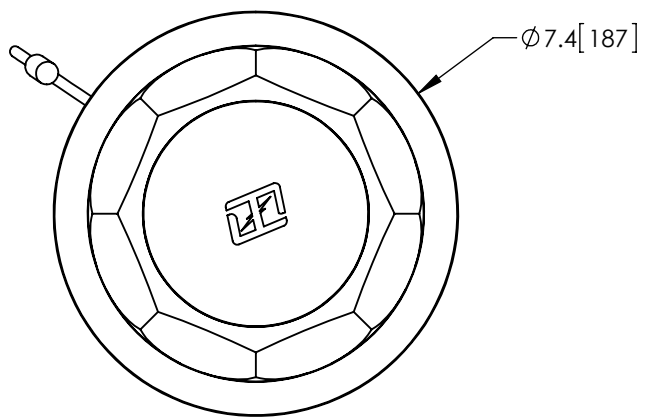


THE INFORMATION CONTAINED IN THIS DRAWING IS THE SOLE PROPERTY OF L-COM, INC. ANY REPRODUCTION IN PART OR WHOLE WITHOUT THE WRITTEN PERMISSION OF L-COM, INC. IS PROHIBITED.

REVISIONS			
REV	DESCRIPTION	DATE	APPROVED
A	INITIAL RELEASE	3/29/13	D.GRIFFIN
-	-	-	-
-	-	-	-



MODEL# HG72704CU-	
SUFFIX	CONNECTOR TYPE
NF	N-FEMALE
NM	N-MALE
RSP	RP SMA-PLUG
RSJ	RP SMA-JACK
RTP	RP TNC-PLUG
RTJ	RP TNC-JACK
RNP	RP N-PLUG
RNJ	RP N-JACK
SM	SMA MALE
SF	SMA FEMALE
TM	TNC MALE
TF	TNC FEMALE
BM	BNC MALE
RBP	RP BNC PLUG
RBJ	RP BNC JACK
WM	WAVE RIDER COMPATIBLE TYPE
AM	ORINOCO COMPATIBLE TYPE
QP	QMA PLUG RIGHT ANGLE

NOTES:

PACKAGING:
COMPONENT SHALL BE INDIVIDUALLY PACKAGED IN ACCORDANCE WITH L-COM SPECIFICATION PKG-00097

- ALL DIMENSIONS FOR REFERENCE -

RoHS Compliant ✓

UNLESS OTHERWISE SPECIFIED, DIMENSIONS ARE IN INCHES [mm]	APPROVALS	DATE		45 BEECHWOOD DRIVE NORTH ANDOVER, MA 01845
	DRAWN BY B.PUCHASKI	03/21/13		
DIMENSIONAL TOLERANCES: .X = ±.1 .XX = ±.01 .XXX = ±.005	CHECKED BY P.PESA	03/21/13	CATEGORY ANTENNA	
	APPROVED BY P.PESA	03/21/13	PRODUCT DESCRIPTION 700MHz-2.7GHz 4dBi OMNI CEILING ANTENNA W/12 INCH PIGTAIL AND CONNECTOR	
ANGULAR TOLERANCES: ALL = ± 1°	CONFIGURATION DETAILS OF UNDIMENSIONED FEATURES MAY VARY	SIZE A	FSCM NO. 43321	DWG. NO. HG72704CU
PROJECTION 	COLOR VARIATIONS MAY OCCUR	SCALE: NONE	CAD FILE: HG72704CU.SLDDRW	REV. A
			SHEET 1 OF 1	