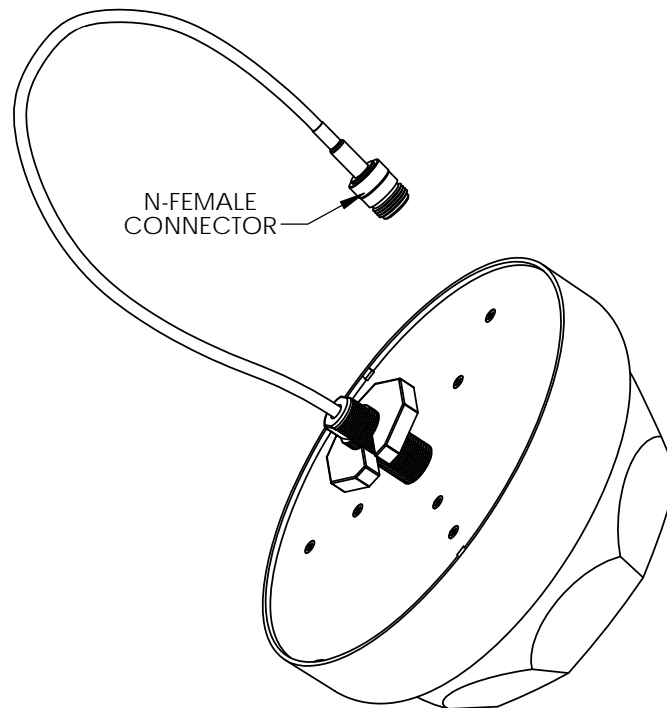
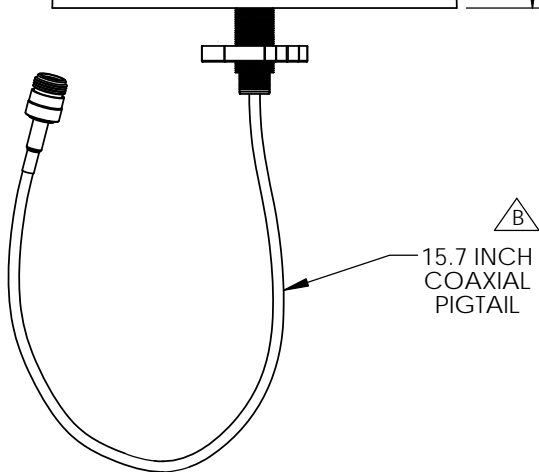
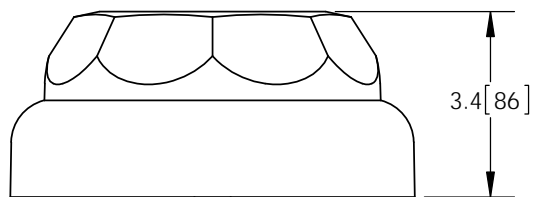
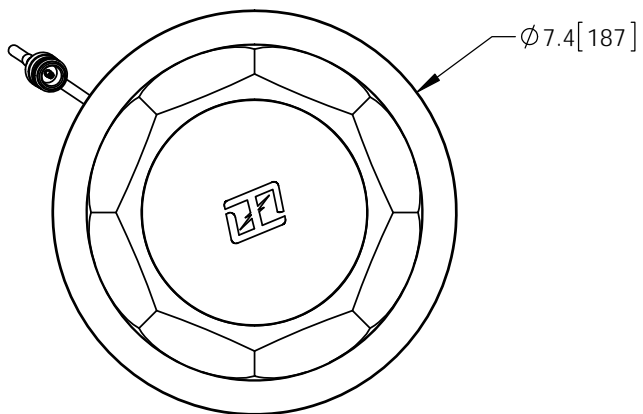


THE INFORMATION CONTAINED IN THIS DRAWING IS THE SOLE PROPERTY OF L-COM, INC. ANY REPRODUCTION IN PART OR WHOLE WITHOUT THE WRITTEN PERMISSION OF L-COM, INC. IS PROHIBITED.


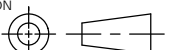
REVISIONS			
REV	DESCRIPTION	DATE	APPROVED
A	INITIAL RELEASE	08/25/15	D.GRIFFIN
B	ECN8125 CABLE LENGTH NOTE CHANGE 12 INCH TO 15.7 INCH	10/06/15	B.PUCHASKI



NOTES:
PACKAGING:
 COMPONENT SHALL BE INDIVIDUALLY PACKAGED IN ACCORDANCE WITH L-COM SPECIFICATION PKG-00097

- ALL DIMENSIONS FOR REFERENCE -

REGULATORY COMPLIANCE:
 CE2011/65/EU(RoHS DIRECTIVE)

UNLESS OTHERWISE SPECIFIED, DIMENSIONS ARE IN INCHES [mm]	APPROVALS	DATE	 45 BEECHWOOD DRIVE NORTH ANDOVER, MA 01845
	DRAWN BY B.PUCHASKI	08/25/15	
DIMENSIONAL TOLERANCES: .X = ±.1 [2.54] .XX = ±.01 [.25] .XXX = ±.005 [.13]	CHECKED BY P.PESA	08/25/15	CATEGORY
	APPROVED BY P.PESA	08/25/15	ANTENNA
ANGULAR TOLERANCES: ALL = ± 1°	CONFIGURATION DETAILS OF UNDIMENSIONED FEATURES MAY VARY		PRODUCT DESCRIPTION 700MHz-2GHz 2/5dBi PIM RATED OMNI CEILING ANTENNA W/15.7 INCH PIGTAIL AND CONNECTOR
PROJECTION 	COLOR VARIATIONS MAY OCCUR	SIZE A	FSCM NO. 43321
		DWG. NO. HG72705CUPR-NF	REV. B
		SCALE: NONE	CAD FILE: HG72705CUPR-NF.SLDDRW
		SHEET 1 OF 1	