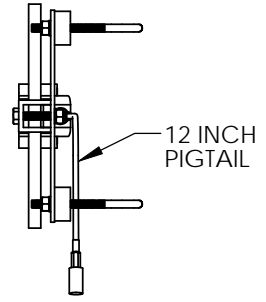
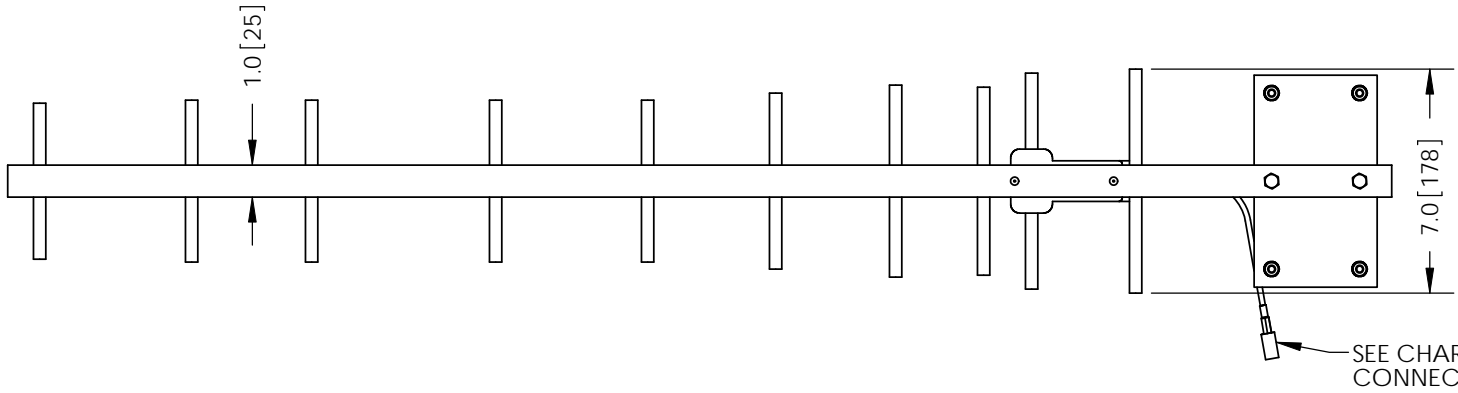
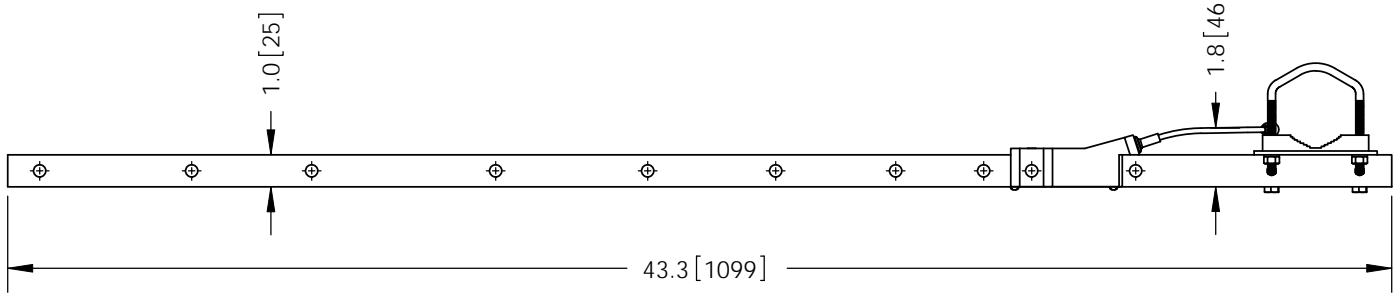
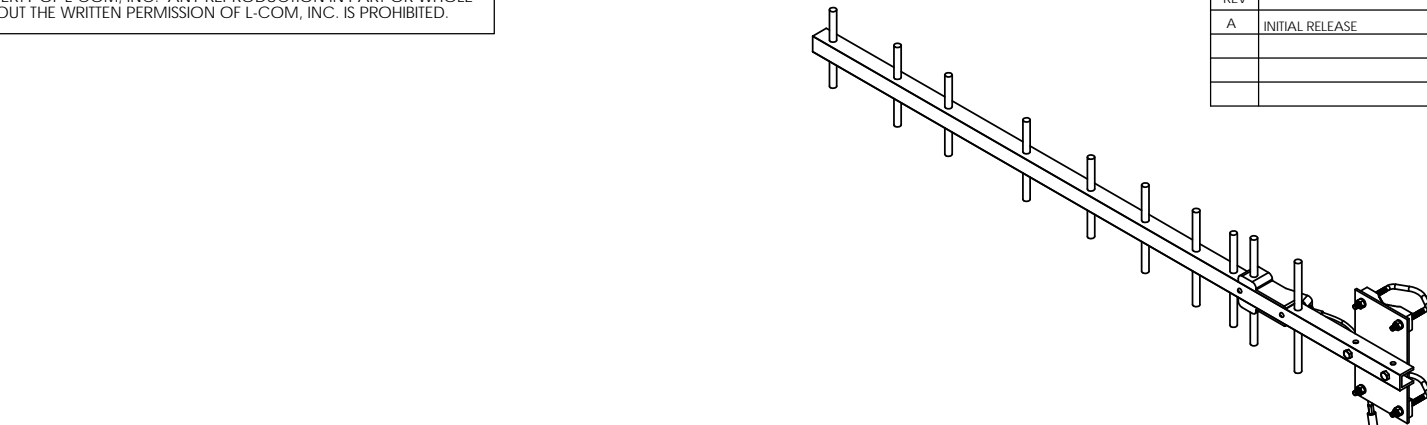


THE INFORMATION CONTAINED IN THIS DRAWING IS THE SOLE PROPERTY OF L-COM, INC. ANY REPRODUCTION IN PART OR WHOLE WITHOUT THE WRITTEN PERMISSION OF L-COM, INC. IS PROHIBITED.

REVISIONS			
REV	DESCRIPTION	DATE	APPROVED
A	INITIAL RELEASE	11/15/11	B.PUCHASKI

MODEL# HG914Y-	
SUFFIX	CONNECTOR TYPE
NF	N-FEMALE
NM	N-MALE
RSP	RP SMA-PLUG
RSJ	RP SMA-JACK
RTP	RP TNC-PLUG
RTJ	RP TNC-JACK
RNP	RP N-PLUG
RNJ	RP N-JACK
SM	SMA MALE
SF	SMA FEMALE
TM	TNC MALE
TF	TNC FEMALE
BM	BNC MALE
RBP	RP BNC PLUG
RBJ	RP BNC JACK
WM	WAVE RIDER COMPATIBLE TYPE
AM	ORINOCO COMPATIBLE TYPE
QP	QMA PLUG RIGHT ANGLE



NOTES:
 PACKAGING:
 COMPONENT SHALL BE PACKAGED IN ACCORDANCE WITH L-COM SPEC PKG-00012
 - ALL DIMENSIONS FOR REFERENCE -

UNLESS OTHERWISE SPECIFIED, DIMENSIONS ARE IN INCHES [mm] DIMENSIONAL TOLERANCES: .X = ±.1 .XX = ±.01 .XXX = ±.005 ANGULAR TOLERANCES: ALL = ± 1° PROJECTION	APPROVALS B.PUCHASKI	DATE 11/15/11		45 BEECHWOOD DRIVE NORTH ANDOVER, MA 01845			
	CHECKED BY P.PESA	11/15/11		CATEGORY ANTENNA			
	APPROVED BY P.PESA	11/15/11	PRODUCT DESCRIPTION 900MHz 14dBi YAGI ANTENNA W/ 12 INCH CONNECTOR PIGTAIL	SIZE A	FSCM NO. 43321	DWG. NO. HG914Y	REV. A
	CONFIGURATION DETAILS OF UNDIMENSIONED FEATURES MAY VARY COLOR VARIATIONS MAY OCCUR	SCALE: NONE	CAD FILE: HG914Y.SLDDRW	SHEET 1 OF 1			