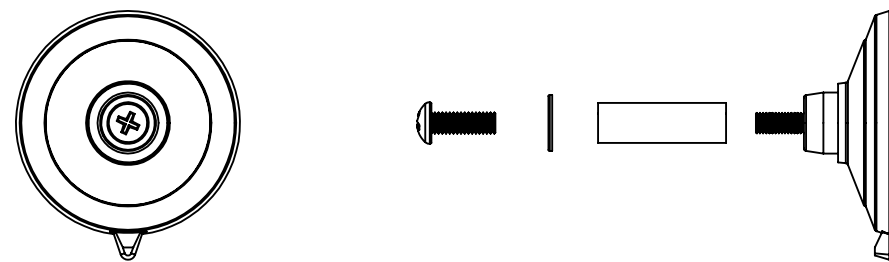

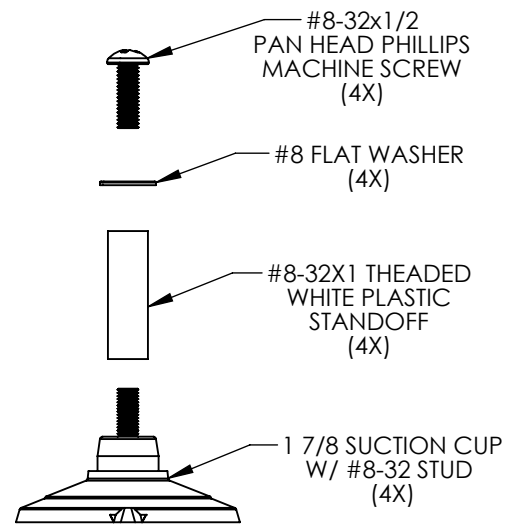


THE INFORMATION CONTAINED IN THIS DRAWING IS THE SOLE PROPERTY OF L-COM, INC. ANY REPRODUCTION IN PART OR WHOLE WITHOUT THE WRITTEN PERMISSION OF L-COM, INC. IS PROHIBITED.

REVISIONS			
REV	DESCRIPTION	DATE	APPROVED
A	INITIAL RELEASE	10/11/12	D.GRIFFIN



**RoHS Compliant** ✓

UNLESS OTHERWISE SPECIFIED, DIMENSIONS ARE IN INCHES [mm]  DIMENSIONAL TOLERANCES: .X = ±.1 .XX = ±.01 .XXX = ±.005  ANGULAR TOLERANCES: ALL = ± 1°	APPROVALS	DATE		45 BEECHWOOD DRIVE NORTH ANDOVER, MA 01845	
	DRAWN BY B.PUCHASKI	10/11/12			
	CHECKED BY P.PESA	10/11/12	CATEGORY ANTENNA		
	APPROVED BY P.PESA	10/11/12	PRODUCT DESCRIPTION ANTENNA WINDOW MOUNTING KIT		
PROJECTION 	COLOR VARIATIONS MAY OCCUR	SIZE <b>A</b>	FSCM NO. <b>43321</b>	DWG. NO. <b>HGX-PMT08</b>	REV. <b>A</b>
		SCALE: NONE	CAD FILE: HGX-PMT08.SLDDRW		SHEET 1 OF 1

NOTES:  
PACKAGING:  
SHALL BE PACKAGED AS PER L-COM SPEC PKG-00012  
  
- ALL DIMENSIONS FOR REFERENCE ONLY -