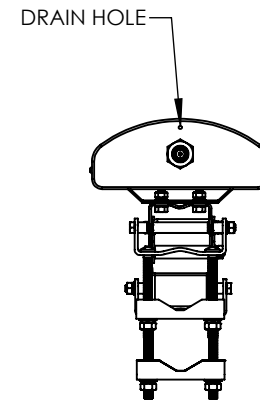
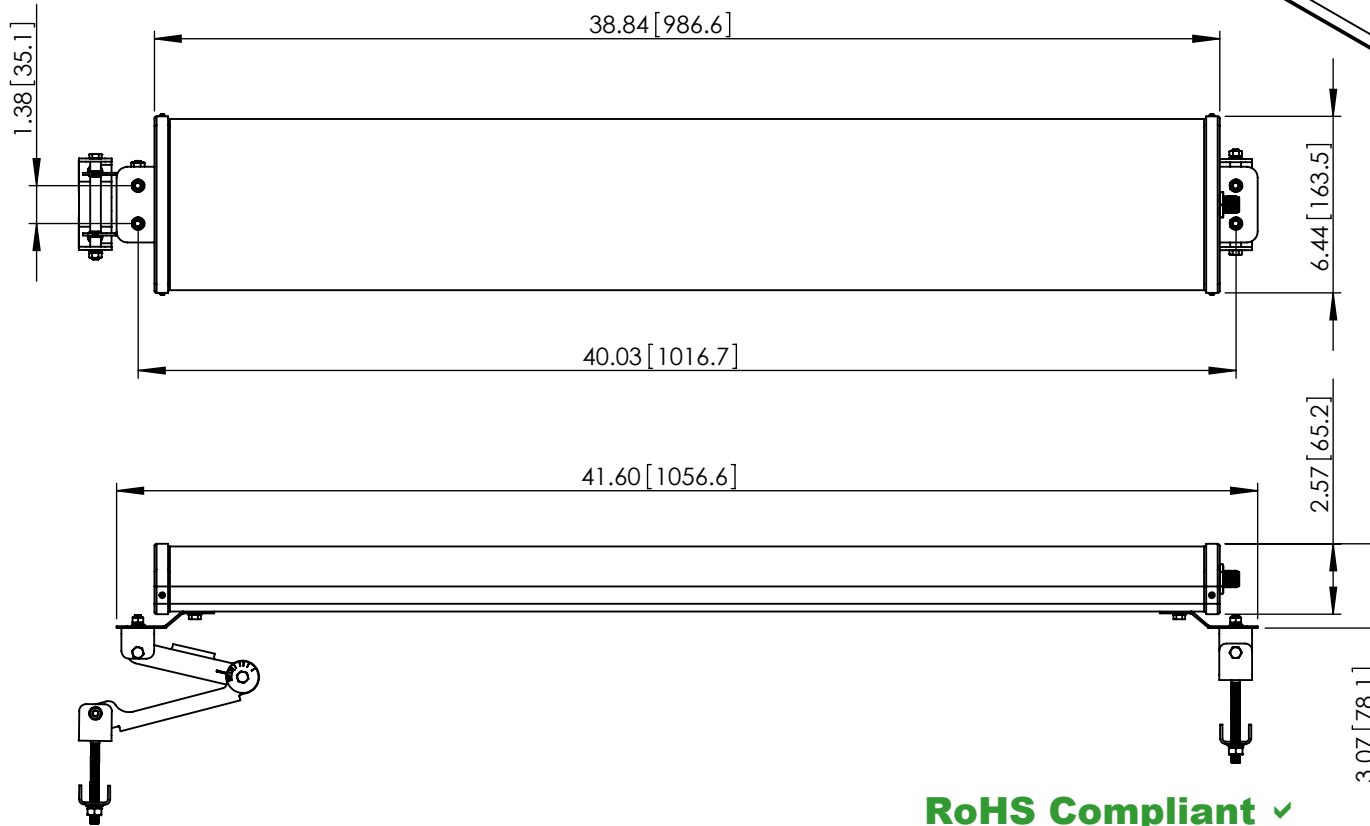
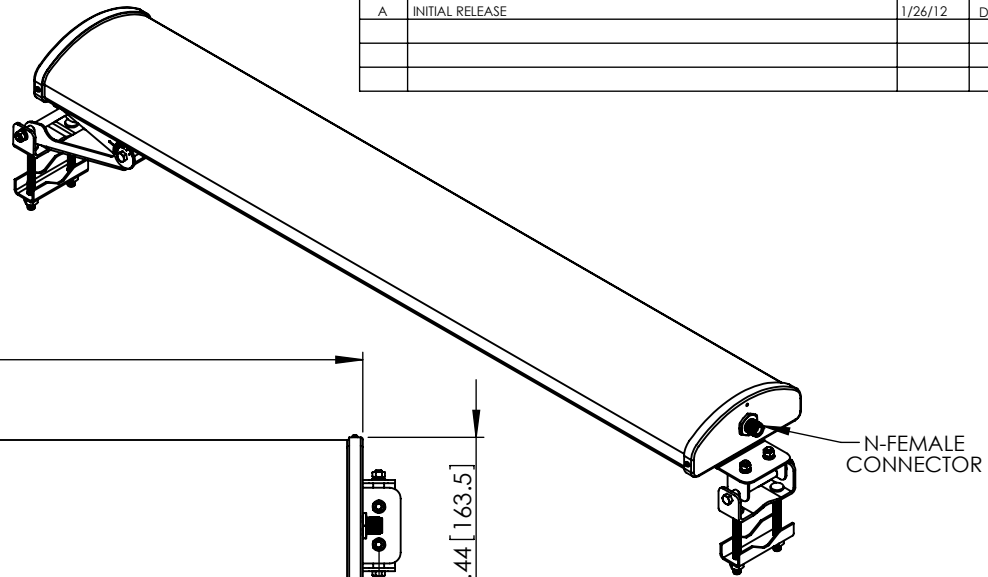


**The following drawing sheet(s) represent
components of:**

HK2417-120

THE INFORMATION CONTAINED IN THIS DRAWING IS THE SOLE PROPERTY OF L-COM, INC. ANY REPRODUCTION IN PART OR WHOLE WITHOUT THE WRITTEN PERMISSION OF L-COM, INC. IS PROHIBITED.

REVISIONS			
REV	DESCRIPTION	DATE	APPROVED
A	INITIAL RELEASE	1/26/12	D.GRIFFIN



N-FEMALE CONNECTOR

DRAIN HOLE

RoHS Compliant ✓

NOTES:
 PACKAGING:
 COMPONENT SHALL BE PACKAGED IN ACCORDANCE WITH L-COM SPEC PKG-00010.

UNLESS OTHERWISE SPECIFIED, DIMENSIONS ARE IN INCHES [mm] DIMENSIONAL TOLERANCES: .X = ±.1 .XX = ±.01 .XXX = ±.005 ANGULAR TOLERANCES: ALL = ± 1°	APPROVALS	DATE		45 BEECHWOOD DRIVE NORTH ANDOVER, MA 01845	
	DRAWN BY B.PUCHASKI	01/25/12			
	PROJECTION 	CHECKED BY P.PESA	01/25/12	CATEGORY ANTENNA	
	APPROVED BY P.PESA	01/25/12	PRODUCT DESCRIPTION 2.4GHz 17dBi 120° SECTOR PANEL ANTENNA W/ N-FEMALE CONNECTOR		
	COLOR VARIATIONS MAY OCCUR		SIZE A	FSCM NO. 43321	DWG. NO. HG2417P-120
			SCALE: NONE	CAD FILE: HG2417P-120.SLDDRW	SHEET 1 OF 1

REV.
A