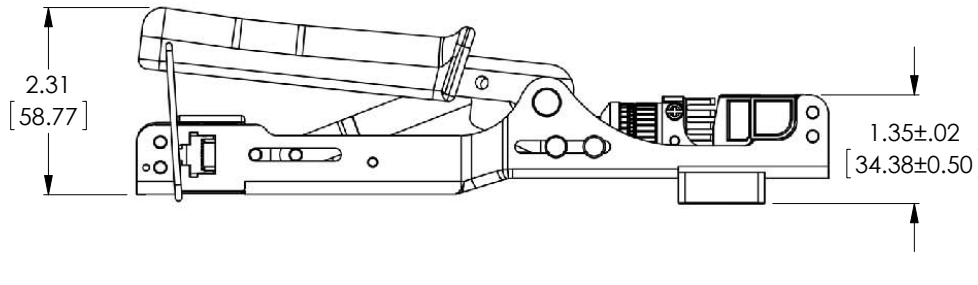
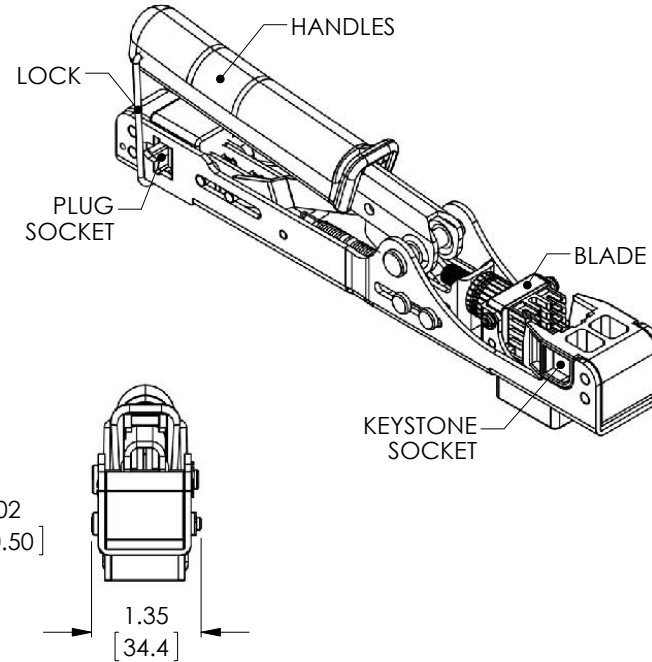
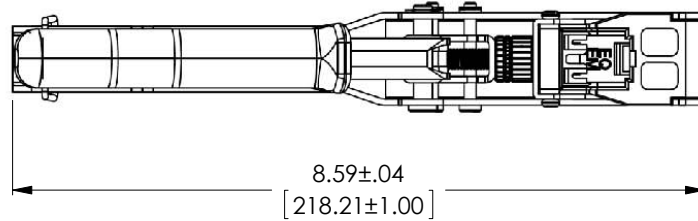


THE INFORMATION CONTAINED IN THIS DRAWING IS THE SOLE PROPERTY OF L-COM, INC. ANY REPRODUCTION IN PART OR WHOLE WITHOUT THE WRITTEN PERMISSION OF L-COM, INC. IS PROHIBITED.

REVISIONS			
REV	DESCRIPTION	DATE	APPROVED
A	INITIAL RELEASE	2/4/13	D.GRIFFIN
B	ECN 6984: REVISED DESCRIPTION AND ROHS NOTE	8/1/13	D. DESJARDIN



NOTES:

MATERIAL:
 MAIN BODY: CARBON STEEL
 REPLACEABLE BLADE: ALLOY STEEL.
 FINISH: BLACK OXIDE
 KEYSTONE SOCKET: PC AND ABS HIGH IMPACT
 UL94V-0 THERMOPLASTIC.
 HANDLES: PVC, BLUE

MISCELLANEOUS:
 REPLACEABLE BLADE: 2000 CYCLES
 APPLICATION: 22 TO 24AWG SOLID CONDUCTORS

ALL DIMENSIONS ARE FOR REFERENCE ONLY.

COMPONENT SHALL BE INDIVIDUALLY PACKAGED IN ACCORDANCE WITH L-COM SPECIFICATION PS-0031.

REGULATORY COMPLIANCE:
 ROHS, CE

UNLESS OTHERWISE SPECIFIED, DIMENSIONS ARE IN INCHES [mm] OVERALL CABLE LENGTH TOLERANCE: ≤12 [305] = +1 [25] / -0 >12 [305] ≤60 [1524] = +2 [51] / -0 >60 [1524] ≤120 [3048] = +4 [102] / -0 >120 [3048] ≤300 [7620] = +6 [152] / -0 >300 [7620] = +3% / -0% ALL OTHER DIMENSIONAL TOLERANCES: .X = ±.2 .XX = ±.02 .XXX = ±.005	APPROVALS DRAWN BY D.FRISIELLO CHECKED BY D.GUITADAURO APPROVED BY D.GALAGHER	DATE 2/4/13 2/4/13 2/4/13	45 BEECHWOOD DRIVE NORTH ANDOVER, MA 01845
	CONFIGURATION DETAILS OF UNDIMENSIONED FEATURES MAY VARY		
PROJECTION 	COLOR VARIATIONS MAY OCCUR	SIZE A	FSCM NO. 43321
DWG. NO. HT-110EZ		REV. B	PRODUCT DESCRIPTION EZ 110 PUNCHDOWN + RJ45 CRIMP
SCALE: NONE		CAD FILE: HT-110EZ.SLDDRW	SHEET 1 OF 1