

6

5

4

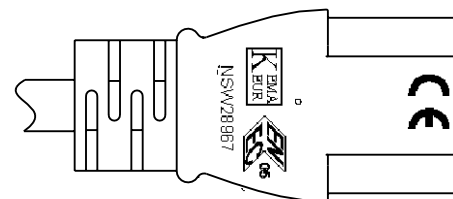
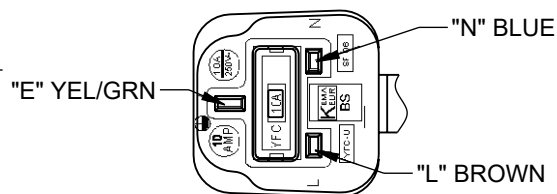
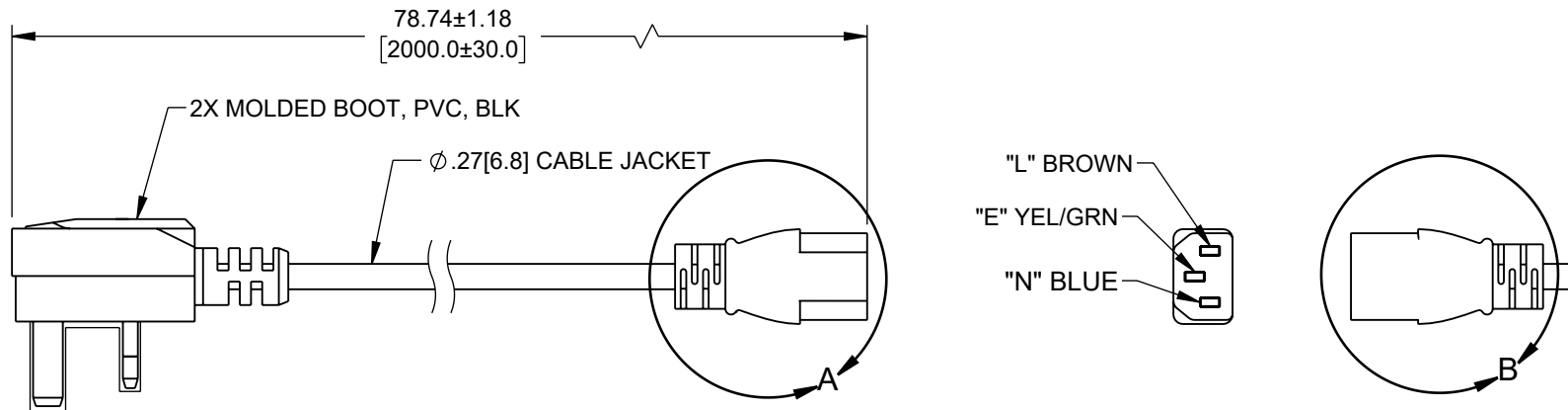
3

2

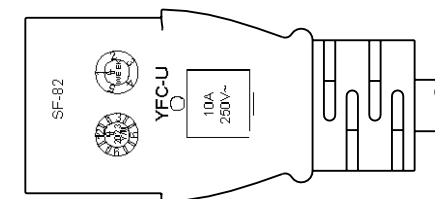
1

REVISION

ZONE	REV	DESCRIPTION	DATE	CHANGED BY	APPROVED
	B	ECO-12904	11/06/2023	DMAY	GUTTADAURO



DETAIL A



DETAIL B

NOTES:

- VOLTAGE RATING:
DIELECTRIC VOLTAGE WITHSTAND TEST: 2000V/1 SECOND
CONDUCTOR RESISTANCE: $\leq 26.0 \Omega/1000$ METERS
VOLTAGE RATING: AC 300/500V
- CABLE MARKING:
+ s + s + s KEMA-KEUR CEBC 972
 NF-USE 1345 IEMMEQU H05VV-F 3G 0.75MM² V-75
300/500V ORDINARY DUTY NSW17436 YFC BON-EAGLE.
- OPTIONAL LABELS MAY INCLUDE UL, CURRENT AND/OR WARNING.
- CABLE ASSEMBLIES SHALL BE INDIVIDUALLY PACKAGED.

THE INFORMATION CONTAINED IN THIS DRAWING IS THE SOLE PROPERTY OF INFINITE ELECTRONICS, INC. ANY REPRODUCTION IN PART OR WHOLE WITHOUT THE WRITTEN PERMISSION OF INFINITE ELECTRONICS, INC. IS PROHIBITED. THESE COMMODITIES, TECHNOLOGY OR SOFTWARE WERE EXPORTED FROM THE UNITED STATES IN ACCORDANCE WITH THE EXPORT ADMINISTRATION REGULATIONS. DIVERSION CONTRARY TO U.S. LAW PROHIBITED.

UNLESS OTHERWISE SPECIFIED
LEADING DIMENSIONS ARE INCHES
DIMENSIONS IN [] ARE MILLIMETERS

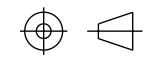
TOLERANCES:
X = ± 2 [5] FRACTIONS
.XX = ± 0.02 [0.5] $\pm 1/32$
.XXX = ± 0.005 [0.13] ANGLES $\pm 1^\circ$

CABLE LENGTH TOLERANCES:
 ≤ 12 [305] = ± 1 [25] / -0
>12 [305] ≤ 60 [1524] = ± 2 [51] / -0
>60 [1524] ≤ 120 [3048] = ± 4 [102] / -0
>120 [3048] ≤ 300 [7620] = ± 6 [152] / -0
>300 [7620] = $\pm 5\%$ / -0

ALL DIMENSIONS ARE FOR REFERENCE ONLY
AND SUBJECT TO CHANGE WITHOUT NOTICE.
UN-DIMENSIONED/NON-CRITICAL FEATURES
MAY VARY IN SIZE AND LOCATION
COLORS MAY VARY

L-com
an INFINIT[®] brand

Website: www.L-com.com
Phone: 1.800.341.5266 | 1.978.682.6936



INTERPRET ALL DIMENSIONS AND
TOLERANCES PER ASME Y14.5

SCALE	SHEET
NONE	1 OF 1

DESCRIPTION

CABLE ASSY INT. PC - TYPE G/C13 - 10A - 2M

SIZE	CAGE CODE	DRAWN BY	ITEM NO.	REV
A	43321	AKRESOWSKI	IPCGC13-10A-2M	B

6

5

4

3

2

1