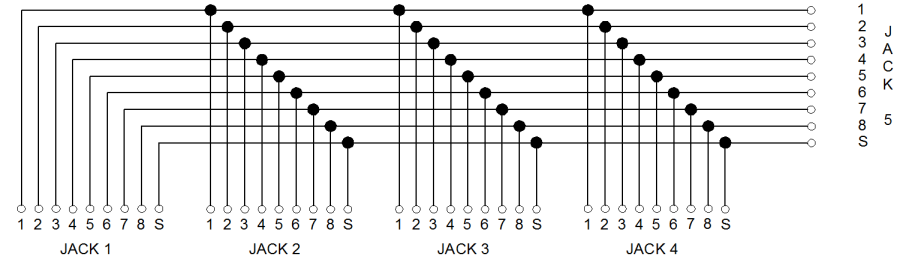



THE INFORMATION CONTAINED IN THIS DRAWING IS THE SOLE PROPERTY OF L-COM, INC. ANY REPRODUCTION IN PART OR WHOLE WITHOUT THE WRITTEN PERMISSION OF L-COM, INC. IS PROHIBITED.

REVISIONS			
REV	DESCRIPTION	DATE	APPROVED
A	DRAWING REPLACES JMOD4S-1-OD1	6/23/14	D. CASTRO
.	.	.	.
.	.	.	.
.	.	.	.

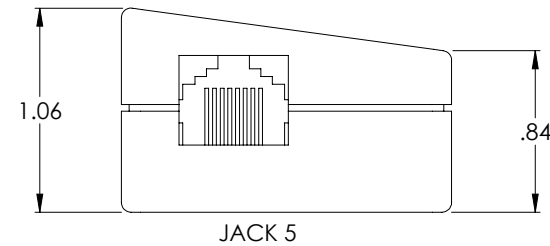
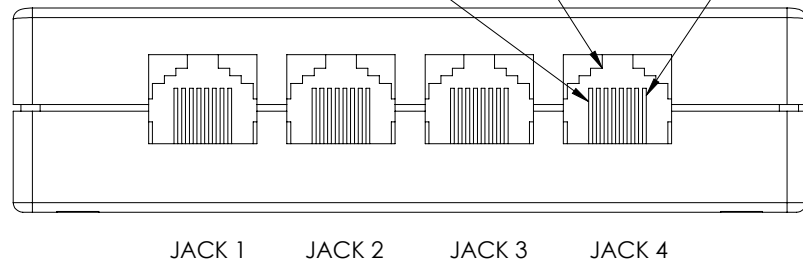
ABS HOUSING
COLOR: GRAY



PIN 8

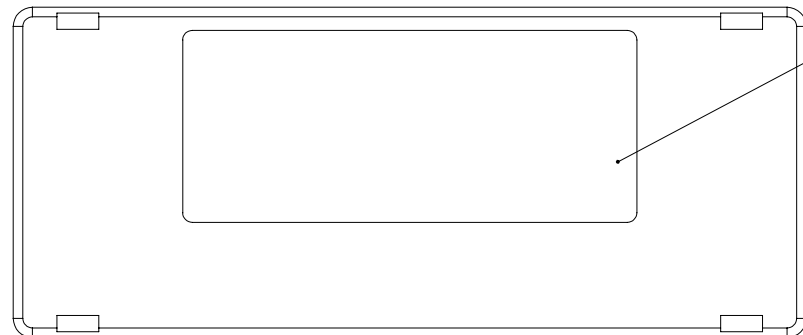
5X RJ45 JACK (SHIELDED)

PIN 1



- NOTES:
1. ASSEMBLY CONTAINS 2 SELF-ADHERING FOAM STRIPS.
 2. INTERNAL CONNECTIONS MADE WITH INTEGRAL CIRCUIT BOARD.
 3. CABLE ASSEMBLY SHALL BE TESTED FOR CONTINUITY.
 4. CABLE ASSEMBLY SHALL BE INDIVIDUALLY PACKAGED IN ACCORDANCE WITH L-COM SPECIFICATION PS-0031.

REGULATORY COMPLIANCE:
CE2011/65/EU (RoHS DIRECTIVE)



UNLESS OTHERWISE SPECIFIED, DIMENSIONS ARE IN INCHES [mm] OVERALL CABLE LENGTH TOLERANCE: ≤ 12 [305] = +1 [25] / -0 >12 [305] ≤ 60 [1524] = +2 [51] / -0 >60 [1524] ≤ 120 [3048] = +4 [102] / -0 >120 [3048] ≤ 300 [7620] = +6 [152] / -0 >300 [7620] = +5% / -0% ALL OTHER DIMENSIONAL TOLERANCES: .X = $\pm .2$ [5.08] .XX = $\pm .02$ [5.1] .XXX = $\pm .005$ [1.3]	APPROVALS DRAWN BY D PARHAM CHECKED BY T CLARK APPROVED BY R CARRICK	DATE 12/17/2001 12/17/2001 1/21/2002	45 BEECHWOOD DRIVE NORTH ANDOVER, MA 01845				
	CATEGORY TELECOM/MODULAR			PRODUCT DESCRIPTION 5 POSITION MODULAR SPLITTER			
	PROJECTION 	CONFIGURATION DETAILS OF UNDIMENSIONED FEATURES MAY VARY	COLOR VARIATIONS MAY OCCUR		SIZE A	FSCM NO. 43321	DWG. NO. JMOD4S-1
	SCALE: NONE		CAD FILE: JMOD4S-1.SLDDRW		SHEET 1 OF 1		