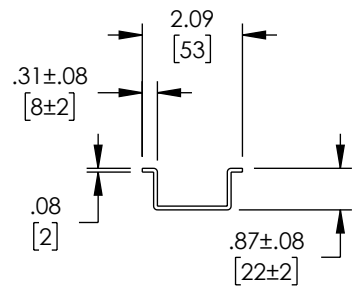
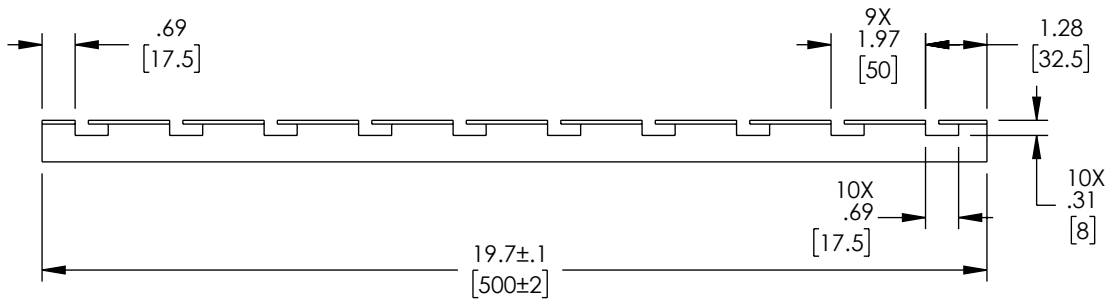
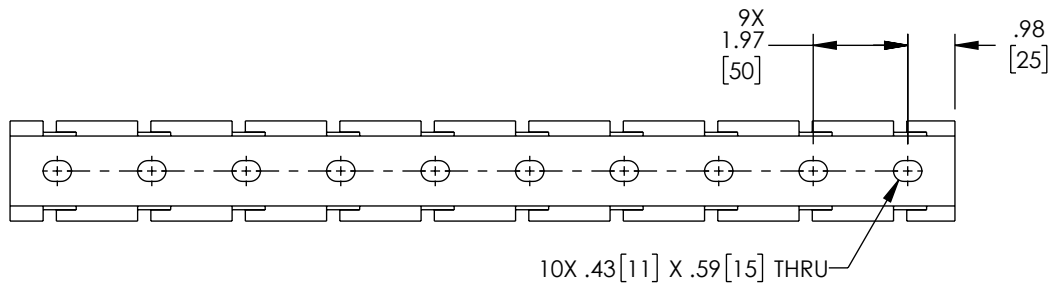



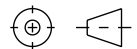
THE INFORMATION CONTAINED IN THIS DRAWING IS THE SOLE PROPERTY OF L-COM, INC. ANY REPRODUCTION IN PART OR WHOLE WITHOUT THE WRITTEN PERMISSION OF L-COM, INC. IS PROHIBITED.

REVISION					
ZONE	REV	DESCRIPTION	DATE	CHANGED BY	APPROVED
	B	ECO-12741	05/05/2023	DZINN	WDIBELLA



NOTES:

1. ALL DIMENSIONS ARE FOR REFERENCE ONLY.
2. ZINC PLATING THICKNESS  $\geq 6 \mu\text{m}$ .

UNLESS OTHERWISE SPECIFIED, DIMENSIONS ARE IN INCHES [mm] OVERALL CABLE LENGTH TOLERANCE: $\leq 12$ [305] = +1 [25] / -0 $> 12$ [305] $\leq 60$ [1524] = +2 [51] / -0 $> 60$ [1524] $\leq 120$ [3048] = +4 [102] / -0 $> 120$ [3048] $\leq 300$ [7620] = +6 [152] / -0 $> 300$ [7620] = +5% / -0 ALL OTHER DIMENSIONAL TOLERANCES: .X = $\pm .2$ [5]   FRACTIONS $\pm 1/32$ .XX = $\pm .02$ [.5]   ANGLES $\pm 1^\circ$ .XXX = $\pm .005$ [.13]	APPROVALS	DATE	 50 High Street, West Mill, North Andover, MA 01845 USA. Phone: 1.800.341.5266 1.978.682.6936
	DRAWN BY DZINN	02/14/2022	
APPROVED BY WDIBELLA	02/28/2022	CATEGORY <b>RACK ACCESSORIES</b>	
THIRD-ANGLE PROJECTION 	CONFIGURATION DETAILS OF UNDIMENSIONED FEATURES MAY VARY	PRODUCT DESCRIPTION <b>CEILING RAIL - 20 INCH (500mm) 4PK</b>	
COLOR VARIATIONS MAY OCCUR	SIZE <b>A</b>	CAGE CODE <b>43321</b>	ITEM NO. <b>LC-OBR400</b>
SCALE: NONE		CAD FILE: LC-OBR400.SLDDRW	
			REV. <b>B</b>