

6

5

4

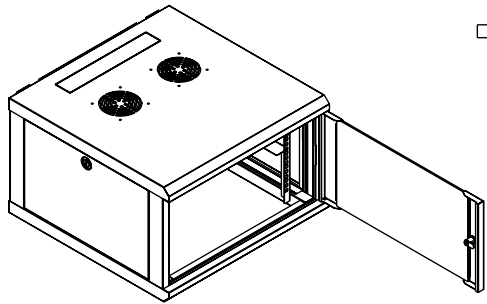
3

2

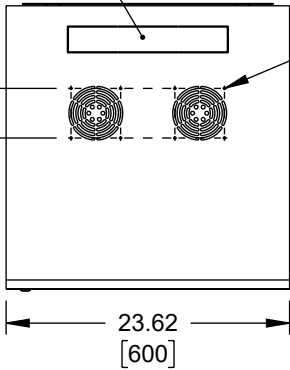
1

REVISION					
ZONE	REV.	DESCRIPTION	DATE	CHANGED BY	APPROVED BY
	A	INITIAL RELEASE	07/18/2023	DZINN	THOUGHTON

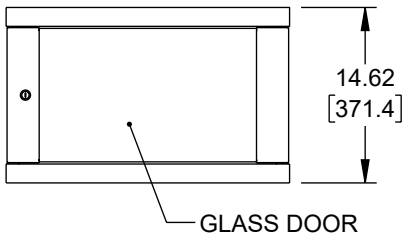
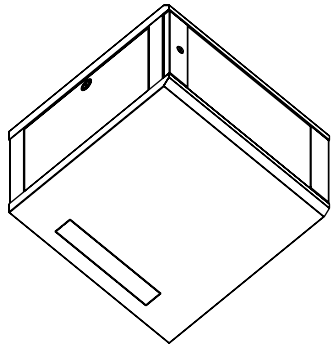
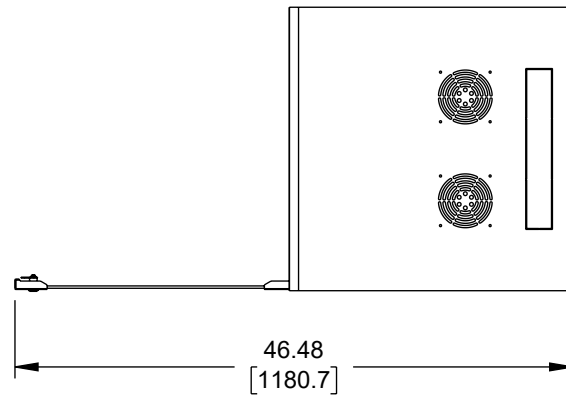
KNOCK OUT PLATE  
TOP & BOTTOM



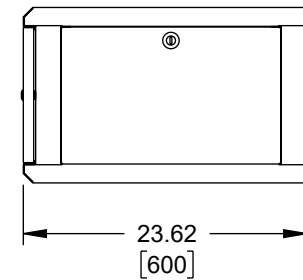
□ 4.13  
[105]



8X Ø.177 [4.50] THRU



GLASS DOOR



THE INFORMATION CONTAINED IN THIS DRAWING IS THE SOLE PROPERTY OF INFINITE ELECTRONICS, INC. ANY REPRODUCTION IN PART OR WHOLE WITHOUT THE WRITTEN PERMISSION OF INFINITE ELECTRONICS, INC. IS PROHIBITED. THESE COMMODITIES, TECHNOLOGY OR SOFTWARE WERE EXPORTED FROM THE UNITED STATES IN ACCORDANCE WITH THE EXPORT ADMINISTRATION REGULATIONS. DIVERSION CONTRARY TO U.S. LAW PROHIBITED.

UNLESS OTHERWISE SPECIFIED  
LEADING DIMENSIONS ARE INCHES  
DIMENSIONS IN [ ] ARE MILLIMETERS

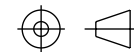
**TOLERANCES:**  
 .X = ±.2 [5]      FRACTIONS ± 1/32  
 .XX = ±.02 [0.5]      ANGLES ± 1°  
 .XXX = ±.005 [0.13]

**CABLE LENGTH TOLERANCES:**  
 ≤12 [305] = +1 [25] / -0  
 >12 [305] ≤ 60 [1524] = +2 [51] / -0  
 >60 [1524] ≤ 120 [3048] = +4 [102] / -0  
 >120 [3048] ≤ 300 [7620] = +6 [152] / -0  
 >300 [7620] = +5% / -0

ALL DIMENSIONS ARE FOR REFERENCE ONLY  
AND SUBJECT TO CHANGE WITHOUT NOTICE.  
UN-DIMENSIONED/NON-CRITICAL FEATURES  
MAY VARY IN SIZE AND LOCATION  
COLORS MAY VARY

**L-com**  
an INFINITE brand

Website: [www.L-com.com](http://www.L-com.com)  
Phone: 1.800.341.5266 | 1.978.682.6936



INTERPRET ALL DIMENSIONS AND TOLERANCES PER ASME Y14.5

SCALE NONE      SHEET 1 OF 1

DESCRIPTION  
19IN WALL MOUNT CABINET, 6U, 23IN [600mm] DEEP

SIZE A	CAGE CODE 43321	DRAWN BY DZINN	ITEM NO. LC-SMA6606-W	REV A
-----------	--------------------	-------------------	--------------------------	----------

6

5

4

3

2

1