

6

5

4

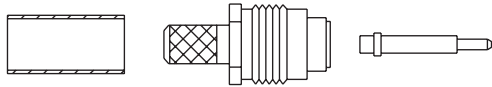
3

2

1

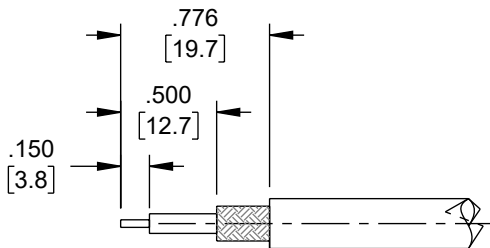
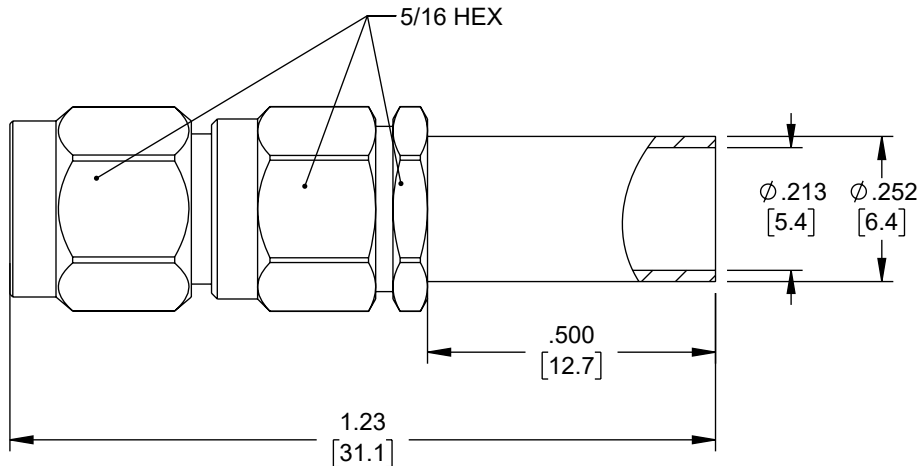
ASSEMBLY PROCEDURE

REVISION					
ZONE	REV	DESCRIPTION	DATE	CHANGED BY	APPROVED
	A	INITIAL RELEASE	10/01/2024	KGLEBOVA	AGANWANI



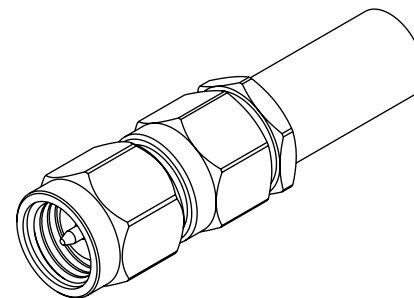
1 2 3

1. STRIP CABLE AS SHOWN. DO NOT NICK CENTER CONDUCTOR. TIN CENTER CONDUCTOR.
2. SLIDE FERRULE (1) OVER CABLE. FLAIR BRAID & SLIDE WEDGE ASSEMBLY (2) UNDER BRAID WITH CENTER CONDUCTOR PROTRUDING THROUGH HOLE IN INSULATOR. SLIDE FERRULE (1) OVER BRAID & AGAINST CLAMP NUT (2). CRIMP FERRULE.
3. SOLDER CONTACT (3) TO CENTER CONDUCTOR. CLEAN, INSERT CABLE ASSEMBLY INTO BODY & TIGHTEN.



RECOMMENDED STRIPPING DIMENSIONS

CRIMP SIZE REQUIRED:
 CONTACT: SOLDER.
 FERRULE: .213 [5.4] HEX CRIMP TOOL.



THE INFORMATION CONTAINED IN THIS DRAWING IS THE SOLE PROPERTY OF INFINITE ELECTRONICS, INC. ANY REPRODUCTION IN PART OR WHOLE WITHOUT THE WRITTEN PERMISSION OF INFINITE ELECTRONICS, INC. IS PROHIBITED. THESE COMMODITIES, TECHNOLOGY OR SOFTWARE WERE EXPORTED FROM THE UNITED STATES IN ACCORDANCE WITH THE EXPORT ADMINISTRATION REGULATIONS. DIVERSION CONTRARY TO U.S. LAW PROHIBITED.

UNLESS OTHERWISE SPECIFIED LEADING DIMENSIONS ARE INCHES DIMENSIONS IN [] ARE MILLIMETERS

TOLERANCES:

X = ±.2 [5]	FRACTIONS ± 1/32
.XX = ±.02 [0.5]	ANGLES ± 1°
.XXX = ±.005 [0.13]	

CABLE LENGTH TOLERANCES:

≤12 [305]	= +1 [25] / -0
>12 [305] ≤ 60 [1524]	= +2 [51] / -0
>60 [1524] ≤ 120 [3048]	= +4 [102] / -0
>120 [3048] ≤ 300 [7620]	= +6 [152] / -0
>300 [7620]	= +5% / -0

ALL DIMENSIONS ARE FOR REFERENCE ONLY AND SUBJECT TO CHANGE WITHOUT NOTICE UN-DIMENSIONED/NON-CRITICAL FEATURES MAY VARY IN SIZE AND LOCATION COLORS MAY VARY



an INFINITE® brand

Website: www.L-com.com
 Phone: 1.800.341.5266 | 1.978.682.6936



INTERPRET ALL DIMENSIONS AND TOLERANCES PER ASME Y14.5

SCALE	SHEET
NONE	1 OF 1

DESCRIPTION

SMA MALE CONNECTOR CRIMP/SOLDER (CAPTIVE CONTACT) ATTACHMENT FOR RG58

SIZE	CAGE CODE	DRAWN BY	ITEM NO.	REV
A	43321	KGLEBOVA	LCCN3247	A

6

5

4

3

2

1