

6

5

4

3

2

1

F

F

E

E

D

D

C

C

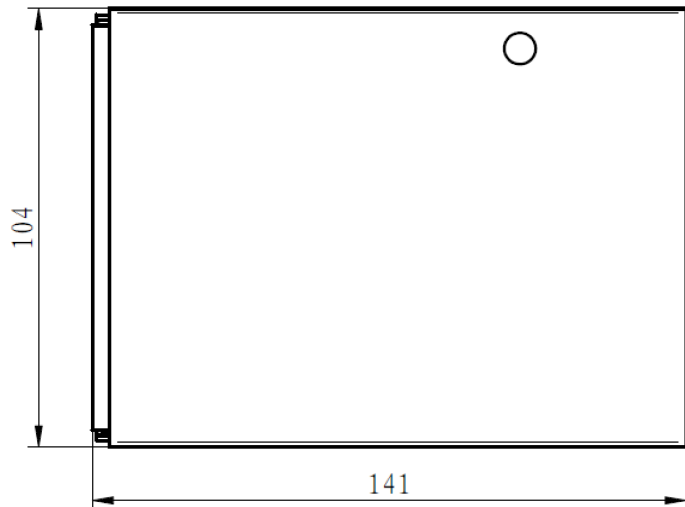
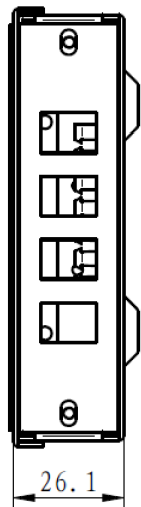
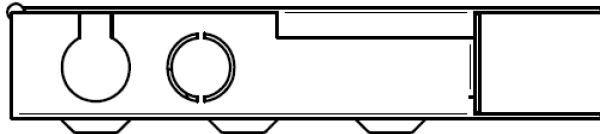
B

B

A

A

REVISION					
ZONE	REV	DESCRIPTION	DATE	CHANGED BY	APPROVED
	A	INITIAL RELEASE	08/30/2024	KGLEBOVA	THOUGHTON



26.1

104

141

DIMENSIONS ARE FOR REFERENCE ONLY.
 DIMENSIONS ARE SHOWN IN MILLIMETERS.

UNLESS OTHERWISE SPECIFIED LEADING DIMENSIONS ARE INCHES DIMENSIONS IN [] ARE MILLIMETERS	
TOLERANCES:	
X = ±.2 [5]	FRACTIONS ± 1/32
.XX = ±.02 [0.5]	ANGLES ± 1°
.XXX = ±.005 [0.125]	
CABLE LENGTH TOLERANCES:	
≤12 [305]	= ±.125 [-0]
>12 [305] ≤ 60 [1524]	= +.2 [-0]
>60 [1524] ≤ 120 [3048]	= +.4 [-0]
>120 [3048] ≤ 300 [7620]	= +.6 [-0]
>300 [7620]	= +5% [-0]
ALL DIMENSIONS ARE FOR REFERENCE ONLY AND SUBJECT TO CHANGE WITHOUT NOTICE. UN-DIMENSIONED/NON-CRITICAL FEATURES MAY VARY IN SIZE AND LOCATION COLORS MAY VARY	



Website: www.L-com.com
 Phone: 1.800.341.5266 | 1.978.682.6936

INTERPRET ALL DIMENSIONS AND TOLERANCES PER ASME Y14.5	
SCALE	SHEET
NONE	1 OF 1

DESCRIPTION
 WALL MOUNT BOX 4 PORTS METAL, CONNECTOR WITH 4X LC/APC SM DUPLEX ADAPTER AND 8X LC/APC SM PIGTAILS

THE INFORMATION CONTAINED IN THIS DRAWING IS THE SOLE PROPERTY OF INFINITE ELECTRONICS, INC. ANY REPRODUCTION IN PART OR WHOLE WITHOUT THE WRITTEN PERMISSION OF INFINITE ELECTRONICS, INC. IS PROHIBITED. THESE COMMODITIES, TECHNOLOGY OR SOFTWARE WERE EXPORTED FROM THE UNITED STATES IN ACCORDANCE WITH THE EXPORT ADMINISTRATION REGULATIONS. DIVERSION CONTRARY TO U.S. LAW PROHIBITED.

SIZE	CAGE CODE	DRAWN BY	ITEM NO.	REV
A	43321	KGLEBOVA	LCFTB-104-LCA	A

6

5

4

3

2

1