

6

5

4

3

2

1

| REVISION | | | | | |
|----------|-----|-------------|------------|------------|------------|
| ZONE | REV | DESCRIPTION | DATE | CHANGED BY | APPROVED |
| | B | ECO-13520 | 05/20/2024 | DZINN | GUTTADAURO |

F

E

D

C

B

A

F

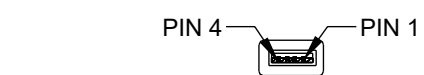
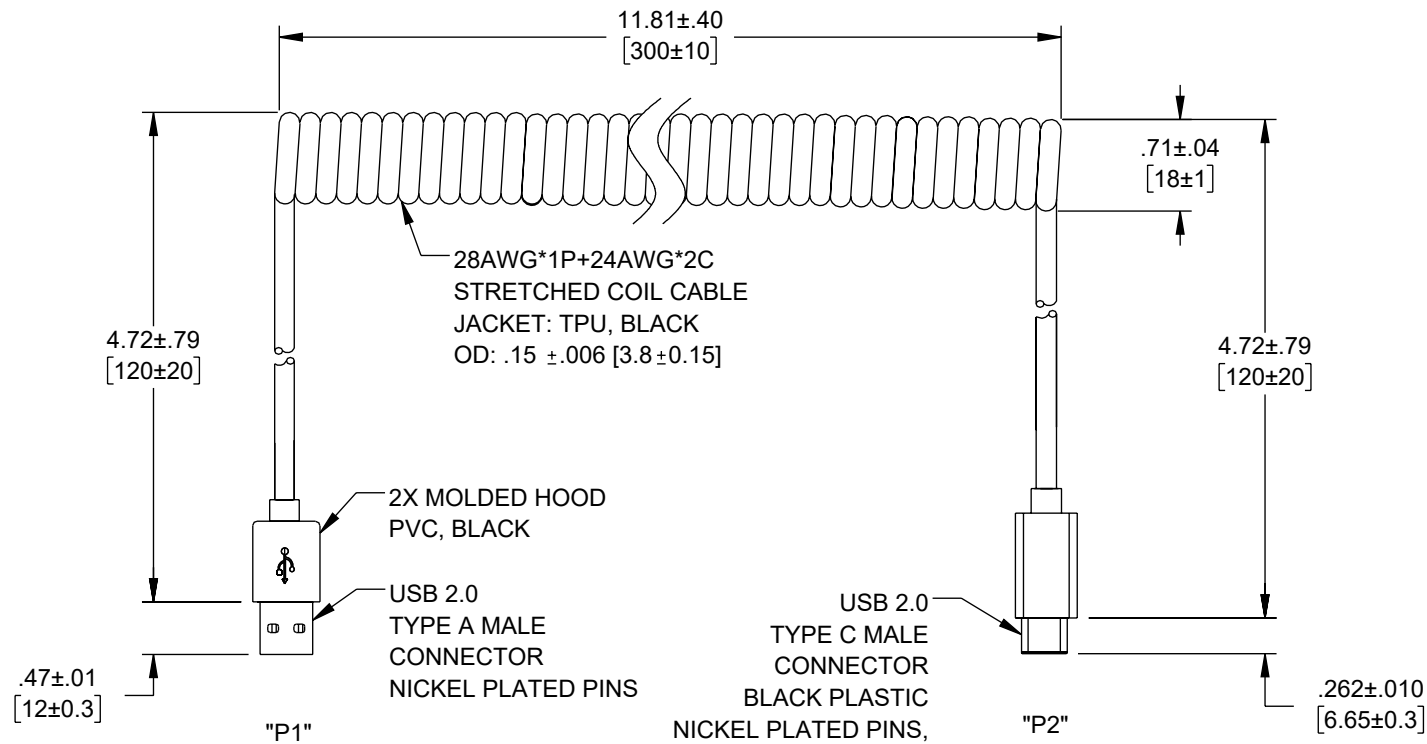
E

D

C

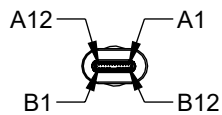
B

A



WIRING DIAGRAM

| | | | |
|------|-------|----------------------|--|
| "P1" | | "P2" | |
| 1 | _____ | V (A4, A9, B4, B9) | |
| 2 | _____ | D- | |
| 3 | _____ | D+ | |
| 4 | _____ | G (a1, A12, B1, B12) | |



NOTES:

- TOTAL LENGTH: 3 m ± 30 mm.
- 100% OPEN SHORT MISS WIRE TEST.
- CONTACT RESISTANCE: 5 OHM MAX.
- INSULATION RESISTANCE: 10M OHM MIN.
- HI-POT TEST: DC 300V/10ms.
- PASS 480 Mbps/5V3A TEST.
- CABLE ASSEMBLY SHALL BE TESTED FOR CONTINUITY.
- CABLE ASSEMBLY SHALL BE INDIVIDUALLY PACKAGED.

REGULATORY COMPLIANCE:
EU RoHS DIRECTIVE (MOST RECENT RELEASED VERSION).

THE INFORMATION CONTAINED IN THIS DRAWING IS THE SOLE PROPERTY OF INFINITE ELECTRONICS, INC. ANY REPRODUCTION IN PART OR WHOLE WITHOUT THE WRITTEN PERMISSION OF INFINITE ELECTRONICS, INC. IS PROHIBITED. THESE COMMODITIES, TECHNOLOGY OR SOFTWARE WERE EXPORTED FROM THE UNITED STATES IN ACCORDANCE WITH THE EXPORT ADMINISTRATION REGULATIONS. DIVERSION CONTRARY TO U.S. LAW PROHIBITED.

UNLESS OTHERWISE SPECIFIED LEADING DIMENSIONS ARE INCHES DIMENSIONS IN [] ARE MILLIMETERS

TOLERANCES:

| | |
|---------------------|-------------|
| .X = ±.2 [5] | FRACTIONS |
| .XX = ±.02 [0.5] | ± 1/32 |
| .XXX = ±.005 [0.13] | ANGLES ± 1° |

CABLE LENGTH TOLERANCES:

| | |
|--------------------------|-----------------|
| ≤12 [305] | = +1 [25] / -0 |
| >12 [305] ≤ 60 [1524] | = +2 [51] / -0 |
| >60 [1524] ≤ 120 [3048] | = +4 [102] / -0 |
| >120 [3048] ≤ 300 [7620] | = +6 [152] / -0 |
| >300 [7620] | = +5% / -0 |

ALL DIMENSIONS ARE FOR REFERENCE ONLY AND SUBJECT TO CHANGE WITHOUT NOTICE. UN-DIMENSIONED/NON-CRITICAL FEATURES MAY VARY IN SIZE AND LOCATION. COLORS MAY VARY.

an INFINIT@ brand

Website: www.L-com.com
Phone: 1.800.341.5266 | 1.978.682.6936

INTERPRET ALL DIMENSIONS AND TOLERANCES PER ASME Y14.5

| | |
|-------|--------|
| SCALE | SHEET |
| NONE | 1 OF 1 |

| | | | | |
|---|-----------|----------|-----------------|-----|
| DESCRIPTION | | | | |
| 2.0 USB AM TO TYPE C, 3M STRETCHED COIL | | | | |
| SIZE | CAGE CODE | DRAWN BY | ITEM NO. | REV |
| A | 43321 | KGLEBOVA | LCOILU-AM-CM-3M | B |

6

5

4

3

2

1