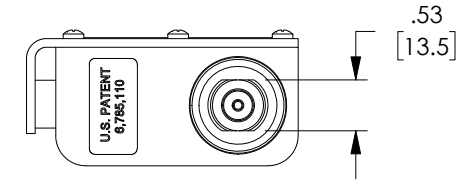
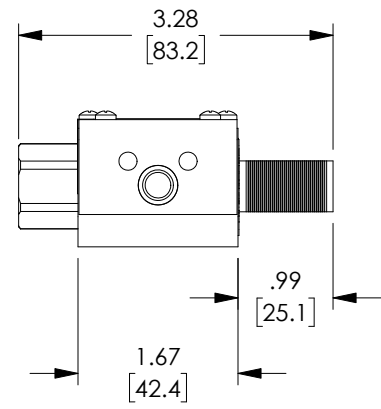
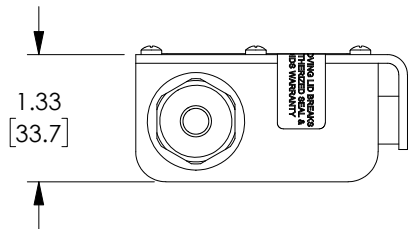
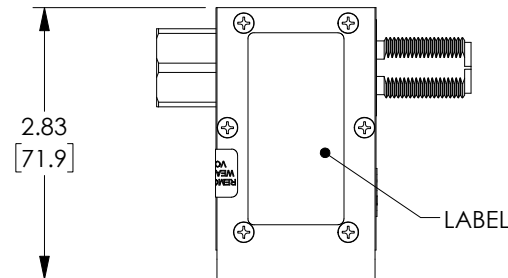


THE INFORMATION CONTAINED IN THIS DRAWING IS THE SOLE PROPERTY OF L-COM, INC. ANY REPRODUCTION IN PART OR WHOLE WITHOUT THE WRITTEN PERMISSION OF L-COM, INC. IS PROHIBITED.


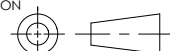
| REVISIONS | | | |
|-----------|-----------------|--------|-------------|
| REV | DESCRIPTION | DATE | APPROVED |
| A | INITIAL RELEASE | 3/8/18 | D.FRISIELLO |
| | | | |
| | | | |



NOTES:

1. HARDWARE INCLUDED.
2. COMPONENT SHALL BE INDIVIDUALLY PACKAGED IN ACCORDANCE WITH L-COM SPECIFICATION PS-0031.

REGULATORY COMPLIANCE:
CE2011/65/EU(RoHS DIRECTIVE)

| | | | |
|--|--|-------------------------------|--|
| UNLESS OTHERWISE SPECIFIED, DIMENSIONS ARE IN INCHES [mm] OVERALL CABLE LENGTH TOLERANCE: ≤12 [305] = +1 [25] / -0 >12 [305] ≤60 [1524] = +2 [51] / -0 >60 [1524] ≤120 [3048] = +4 [102] / -0 >120 [3048] ≤300 [7620] = +6 [152] / -0 >300 [7620] = +5% / -0% | APPROVALS | DATE |  50 HIGH STREET NORTH ANDOVER, MA 01845 |
| | DRAWN BY D.FRISIELLO | 3/8/18 | |
| ALL OTHER DIMENSIONAL TOLERANCES: .X = ± .2 [5.08] .XX = ± .02 [1.51] .XXX = ±.005 [1.13] | CHECKED BY M.MARTINEZ | 3/8/18 | CATEGORY RF LIGHTNING PROTECTORS |
| | APPROVED BY M.MARTINEZ | 3/8/18 | PRODUCT DESCRIPTION 100-512MHz VHF COMB 750W |
| PROJECTION  | CONFIGURATION DETAILS OF UNDIMENSIONED FEATURES MAY VARY | COLOR VARIATIONS MAY OCCUR | SIZE A FSCM NO. 43321 DWG. NO. LCSP1036 REV. A |
| SCALE: NONE | | CAD FILE: LCSP1036.SLDDRW | SHEET 1 OF 1 |