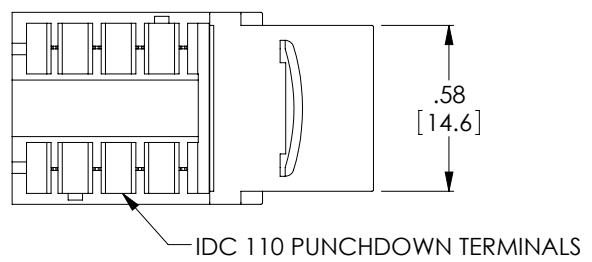
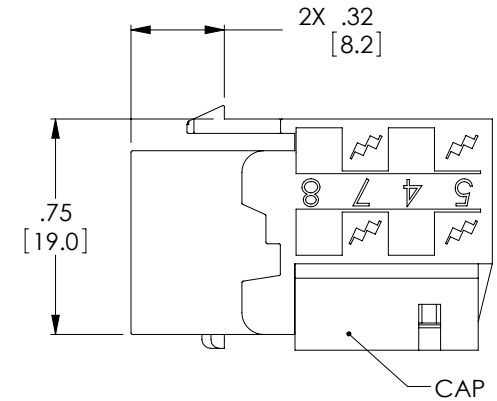
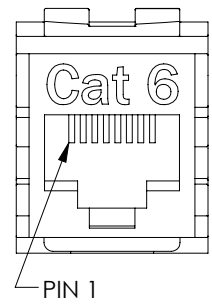
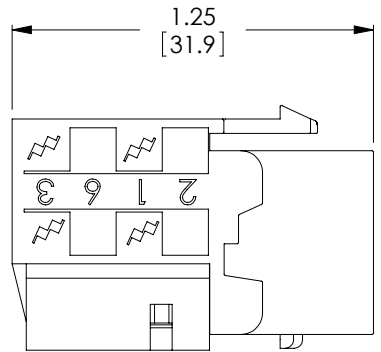
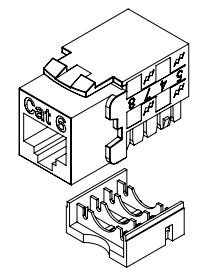
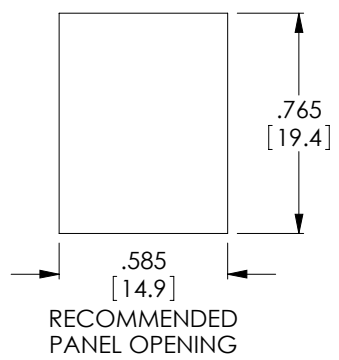


THE INFORMATION CONTAINED IN THIS DRAWING IS THE SOLE PROPERTY OF L-COM, INC. ANY REPRODUCTION IN PART OR WHOLE WITHOUT THE WRITTEN PERMISSION OF L-COM, INC. IS PROHIBITED.

REVISIONS			
REV	DESCRIPTION	DATE	APPROVED
A	INITIAL RELEASE	2/8/11	D.GRIFFIN



CAP NOT SHOWN IN THIS VIEW FOR CLARITY



NOTE:

1. HOUSING: ABS COLOR: WHITE
2. JACK IS CATEGORY 6 RATED
3. COMPLIANT TO MECHANICAL REQUIREMENTS OF TIA-1096.
4. ACCEPTS CONDUCTOR SIZES 24 TO 26 AWG
5. JACK IS INDIVIDUALLY PACKAGED IN ACCORDANCE WITH L-COM SPECIFICATION PS-0031.
6. MAXIMUM PANEL THICKNESS: .060 [1.5]

RoHS Compliant ✓

UNLESS OTHERWISE SPECIFIED, DIMENSIONS ARE IN INCHES [mm] OVERALL CABLE LENGTH TOLERANCE: ≤12 [305] = +1 [25] / -0 >12 [305] ≤60 [1524] = +2 [51] / -0 >60 [1524] ≤120 [3048] = +4 [102] / -0 >120 [3048] ≤300 [7620] = +6 [152] / -0 >300 [7620] = +3% / -0% ALL OTHER DIMENSIONAL TOLERANCES: .X = ±.2 .XX = ±.02 .XXX = ±.005	APPROVALS DRAWN BY D. PARHAM CHECKED BY D. CASTRO APPROVED BY G. GALLAGHER	DATE 02/03/2011 02/04/2011 02/04/2011	45 BEECHWOOD DRIVE NORTH ANDOVER, MA 01845		
	CONFIGURATION DETAILS OF UNDIMENSIONED FEATURES MAY VARY			CATEGORY TELECOM / MODULAR	
PROJECTION 	COLOR VARIATIONS MAY OCCUR	SIZE A	FSCM NO. 43321	DWG. NO. MJS110C6-WT	REV. A
SCALE: NONE		CAD FILE: MJS110C6-WT.SLDDRW		SHEET 1 OF 1	