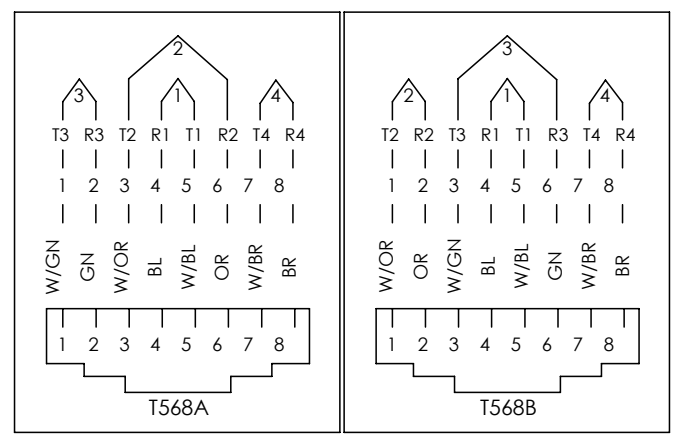
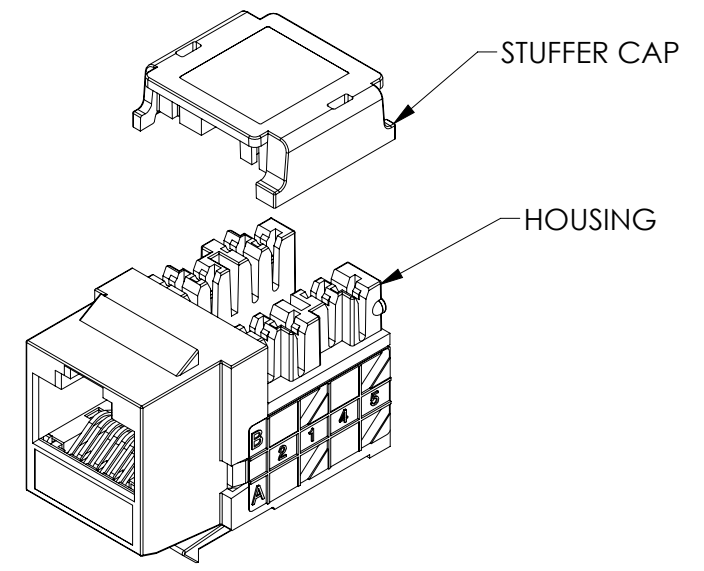
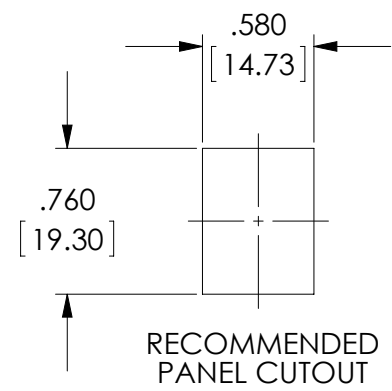
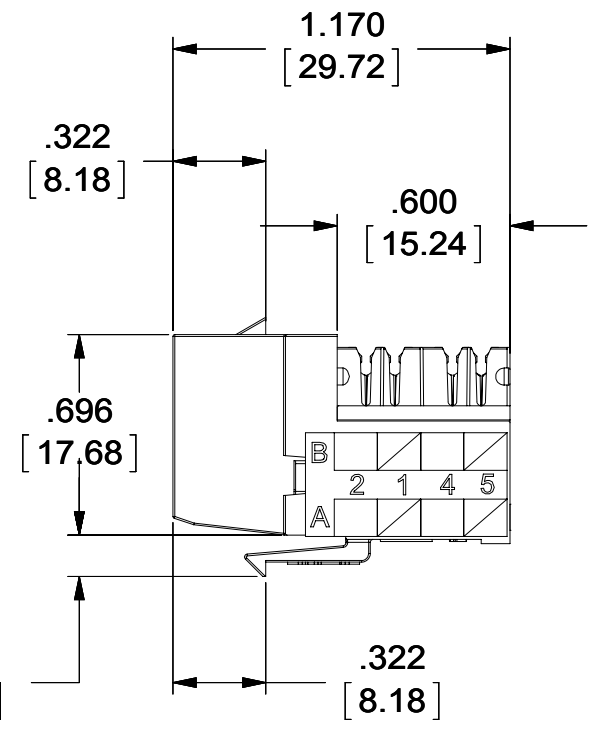
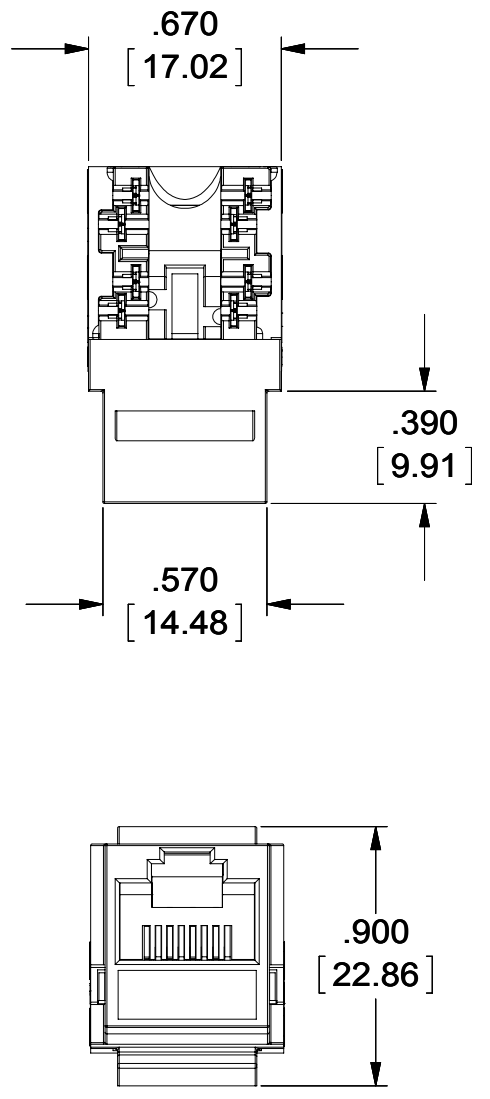


THE INFORMATION CONTAINED IN THIS DRAWING IS THE SOLE PROPERTY OF L-COM, INC. ANY REPRODUCTIONS IN PART OR WHOLE WITHOUT THE WRITTEN PERMISSION OF L-COM, INC. IS PROHIBITED.

REVISIONS			
REV	DESCRIPTION	DATE	CHANGED BY
A	INITIAL RELEASE	9/24/13	D.GRIFFIN

MODEL NUMBER	COLOR
MK110C6-BLK	BLACK
MK110C6-GRY	GRAY
MK110C6-W	OFFICE WHITE
MK110C6-BLU	BLUE
MK110C6-IV	IVORY
MK110C6-Y	YELLOW
MK110C6-BW	BRIGHT WHITE
MK110C6-ORN	ORANGE
MK110C6-GRN	GREEN
MK110C6-RED	RED



NOTES:
 SPECIFICATIONS:
 APPLICATION: 110 IDC CONNECTOR, CATEGORY 6
 MATERIAL: THERMOPLASTIC HOUSING, FLAME RETARDANT UL94V-0.
 CONDUCTOR RANGE: 22-26 SOLID
 MAX. INSULATION: ϕ .045"
 UL LISTED
 CSA LISTED
 ALL DIMENSIONS ARE FOR REFERENCE ONLY.
 COMPONENT SHALL BE INDIVIDUALLY PACKAGED IN ACCORDANCE WITH L-COM SPECIFICATION PS-0031.

UNLESS OTHERWISE SPECIFIED, DIMENSIONS ARE IN INCHES [mm]
 OVERALL CABLE LENGTH TOLERANCE:
 ≤ 12 [305] = +1 [25] / -0
 > 12 [305] ≤ 60 [1524] = +2 [51] / -0
 > 60 [1524] ≤ 120 [3048] = +4 [102] / -0
 > 120 [3048] ≤ 300 [7620] = +6 [152] / -0
 > 300 [7620] = +5% / -0%
 ALL OTHER DIMENSIONAL TOLERANCES:
 .X = ± 2 [5.08]
 .XX = ± 0.2 [5.1]
 .XXX = $\pm .005$ [1.3]

APPROVALS	DATE
DRAWN BY D.FRISIELLO	9/20/13
CHECKED BY D.GUITADAURO	9/20/13
APPROVED BY D.GALLAGHER	9/20/13

L-com Global Connectivity
 45 BEECHWOOD DRIVE
 NORTH ANDOVER, MA
 01845

CATEGORY TELECOM/MODULAR		PRODUCT DESCRIPTION KS 110-RJ45 JACK CAT6	
SIZE B	FSCM NO. 43321	DWG. NO. MK110C6	REV. A
SCALE: 1:1		CAD FILE: MK110C6.SLDDRW	SHEET 1 OF 1