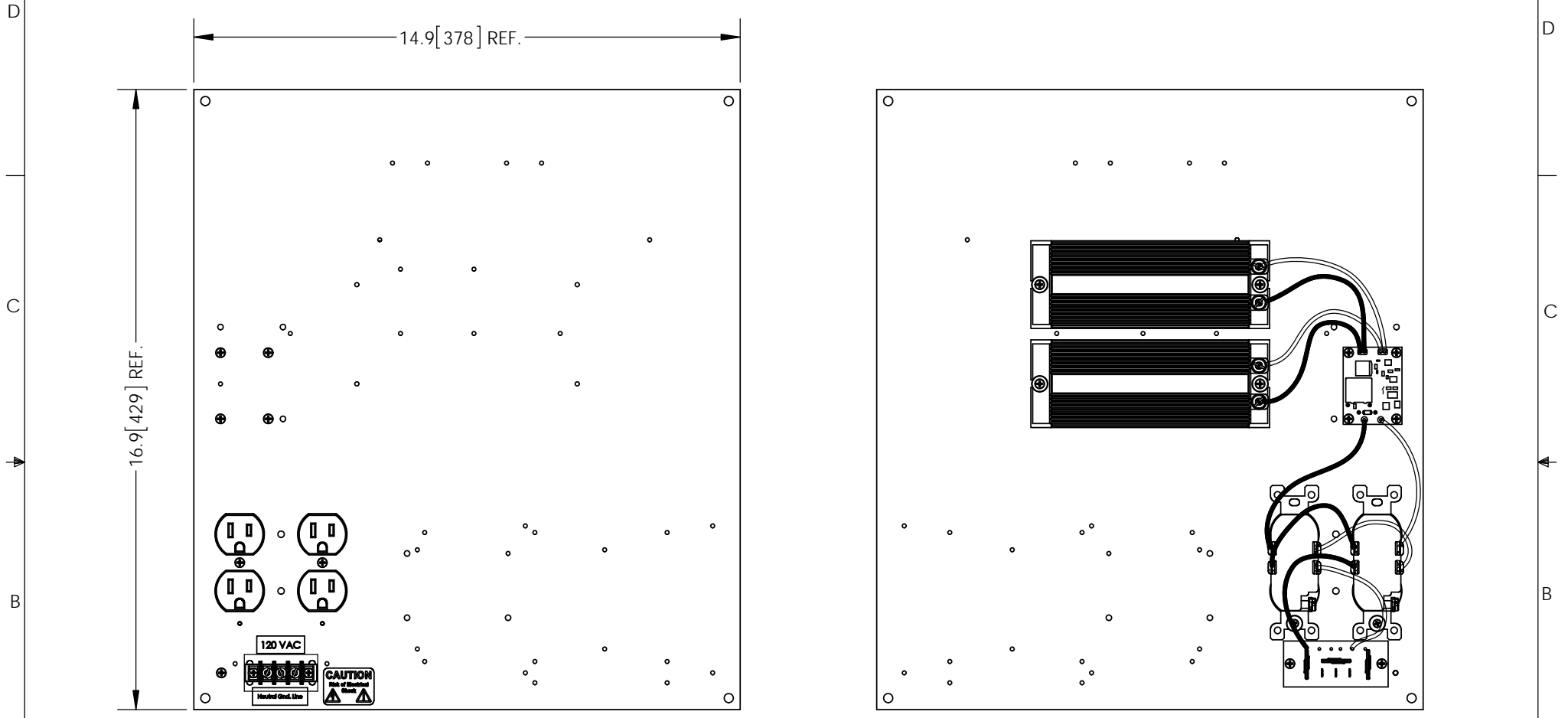


THE INFORMATION CONTAINED IN THIS DRAWING IS THE SOLE PROPERTY OF L-COM, INC. ANY REPRODUCTION IN PART OR WHOLE WITHOUT THE WRITTEN PERMISSION OF L-COM, INC. IS PROHIBITED.

REVISIONS			
REV	DESCRIPTION	DATE	APPROVED
A	INITIAL RELEASE	4/27/16	D.GRIFFIN


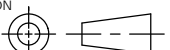


NOTES:

PACKAGING:
COMPONENT SHALL BE PACKAGED IN ACCORDANCE WITH L-COM SPEC PKG-00012

- ALL DIMENSIONS FOR REFERENCE ONLY -

REGULATORY COMPLIANCE:
CE2011,65,EU(RoHS DIRECTIVE)

UNLESS OTHERWISE SPECIFIED, DIMENSIONS ARE IN INCHES [mm] DIMENSIONAL TOLERANCES: .X = ±.1 [2.54] .XX = ±.01 [.25] .XXX = ±.005 [.13] ANGULAR TOLERANCES: ALL = ± 1°	APPROVALS	DATE	 50 HIGH STREET NORTH ANDOVER, MA 01845	
	DRAWN BY B.PUCHASKI	04/26/16		
	CHECKED BY P.PESA	04/26/16	PRODUCT DESCRIPTION REPLACEMENT 18 INCH NEMA MOUNTING PLATE 120VAC W/ HEATER SOLID STATE CONTROLLER	
	APPROVED BY P.PESA	04/26/16	SIZE A	FSCM NO. 43321
PROJECTION 	COLOR VARIATIONS MAY OCCUR		SCALE: NONE	CAD FILE: NB18-RP1HOS.SLDDRW
			SHEET 1 OF 1	REV. A