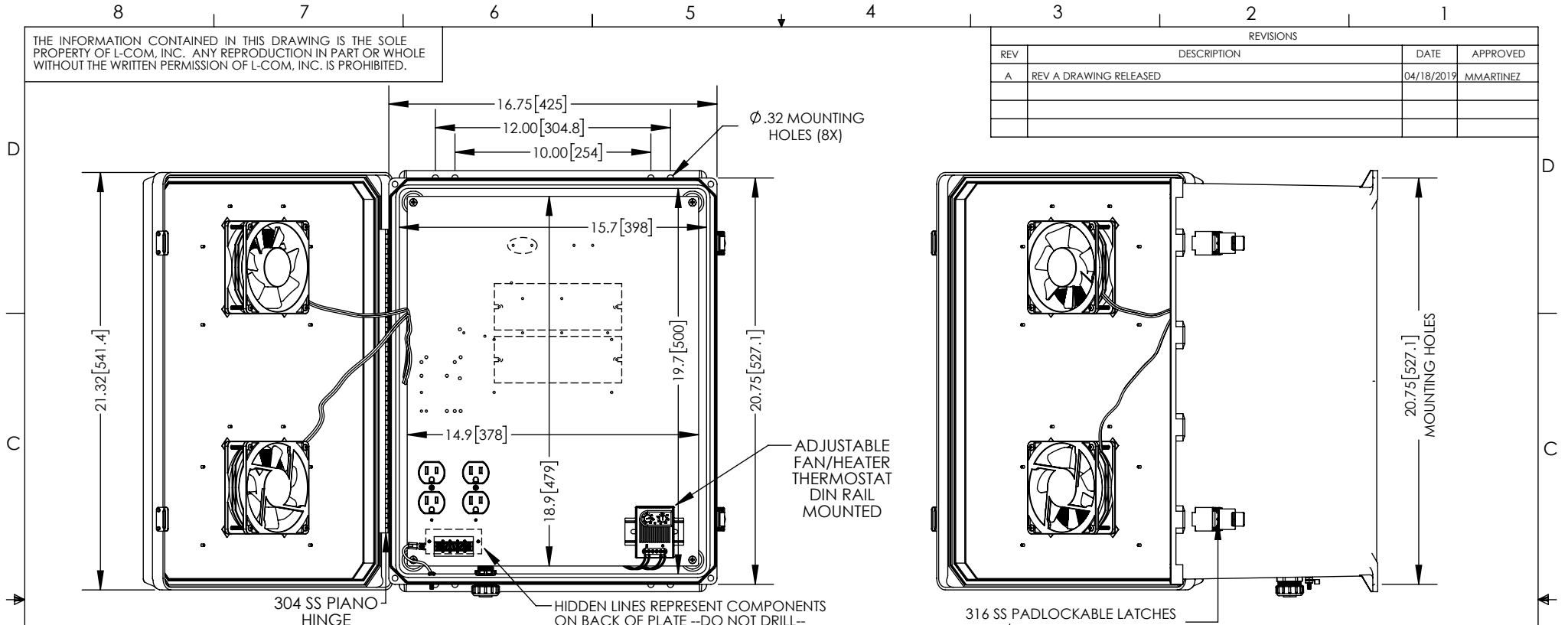


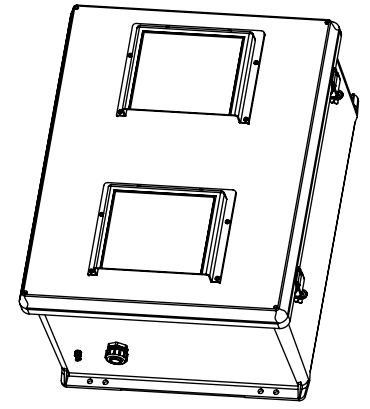
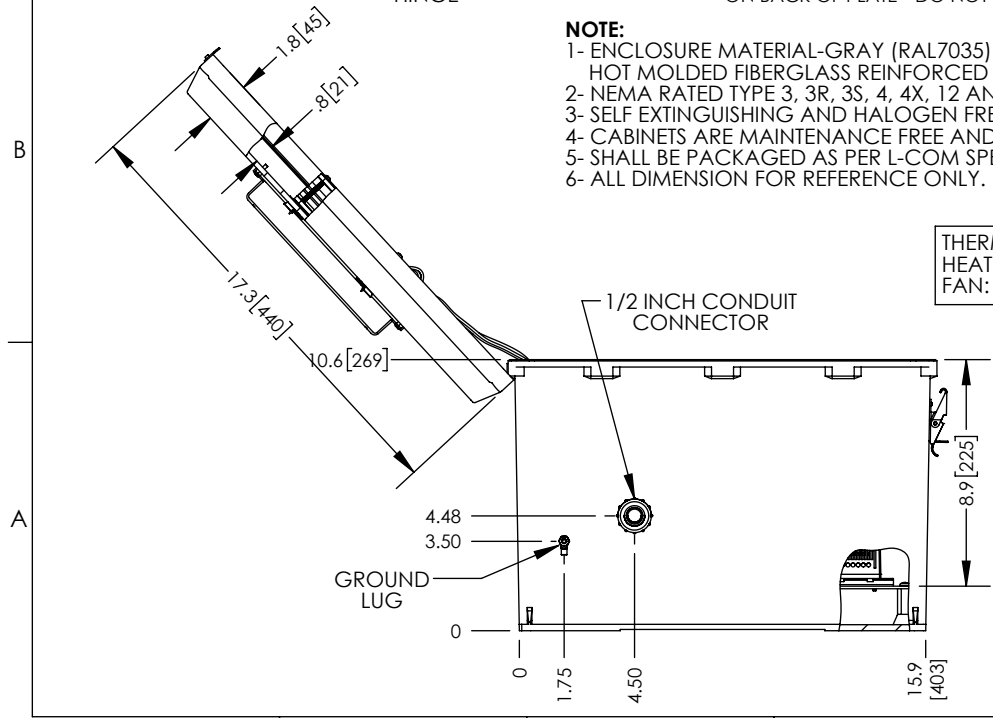
THE INFORMATION CONTAINED IN THIS DRAWING IS THE SOLE PROPERTY OF L-COM, INC. ANY REPRODUCTION IN PART OR WHOLE WITHOUT THE WRITTEN PERMISSION OF L-COM, INC. IS PROHIBITED.

REVISIONS			
REV	DESCRIPTION	DATE	APPROVED
A	REV A DRAWING RELEASED	04/18/2019	MMARTINEZ



- NOTE:**
- ENCLOSURE MATERIAL-GRAY (RAL7035)  
HOT MOLDED FIBERGLASS REINFORCED POLYESTER
  - NEMA RATED TYPE 3, 3R, 3S, 4, 4X, 12 AND 13 PRIOR TO MODIFICATIONS.
  - SELF EXTINGUISHING AND HALOGEN FREE.
  - CABINETS ARE MAINTENANCE FREE AND CORROSION RESISTANT.
  - SHALL BE PACKAGED AS PER L-COM SPEC PKG-00070.
  - ALL DIMENSION FOR REFERENCE ONLY.

**THERMOSTAT SETTING RANGE:**  
 HEAT: NORMALLY CLOSED - OPEN ON RISE +14°F TO +122°F  
 FAN: NORMALLY OPEN - CLOSED ON RISE +68°F TO +176°F



UNLESS OTHERWISE SPECIFIED, DIMENSIONS ARE IN INCHES [mm] OVERALL CABLE LENGTH TOLERANCE: <math>\le 12 [305] = +1 [25] / -0</math> <math>>12 [305] \le 60 [1524] = +2 [51] / -0</math> <math>>60 [1524] \le 120 [3048] = +4 [102] / -0</math> <math>>120 [3048] \le 300 [7620] = +6 [152] / -0</math> <math>>300 [7620] = +5\% / -0\%</math>	APPROVALS	DATE			50 HIGH STREET NORTH ANDOVER, MA 01845	
	DRAWN BY BPUCHASKI	04/10/2019			CHECKED BY DFRISIELLO	04/10/2019
ALL OTHER DIMENSIONAL TOLERANCES: .X = ±.2 [5.08] .XX = ±.02 [5.1] .XXX = ±.005 [1.3]	APPROVED BY MMARTINEZ	04/10/2019	CONFIGURATION DETAILS OF UNDIMENSIONED FEATURES MAY VARY		PRODUCT DESCRIPTION ENCL,FRP 20x16x11" 120VAC ADJ THERMOSTAT FAN/HEAT	
PROJECTION 	COLOR VARIATIONS MAY OCCUR	SIZE <b>A</b>	FSCM NO. <b>43321</b>	DWG. NO. NB201611-1HFA2	REV. <b>A</b>	SCALE: NONE   CAD FILE: NB201611-1HFA2.SLDRW   SHEET 1 OF 1