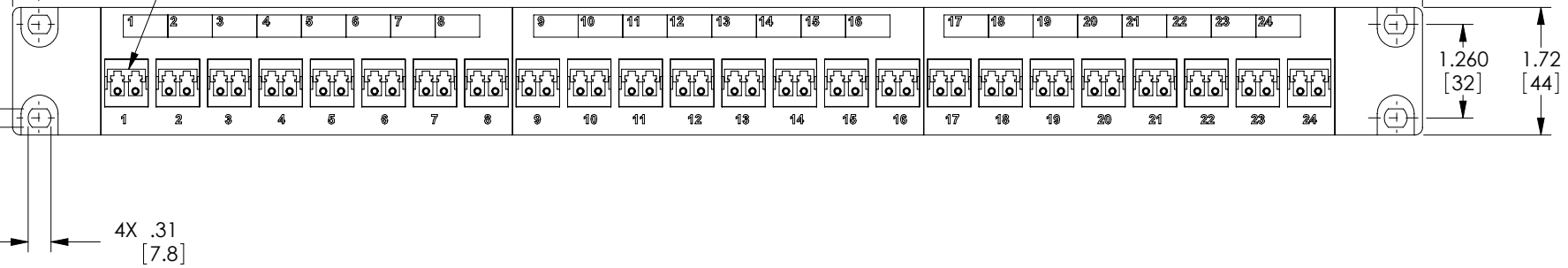
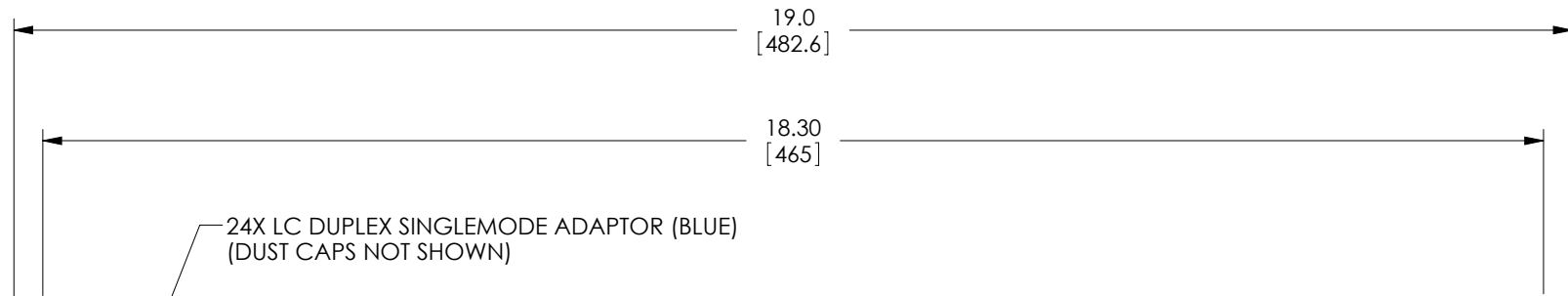
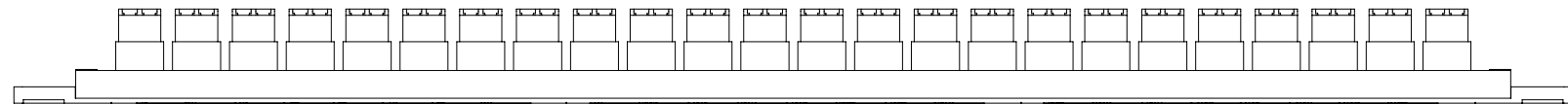


THE INFORMATION CONTAINED IN THIS DRAWING IS THE SOLE PROPERTY OF L-COM, INC. ANY REPRODUCTION IN PART OR WHOLE WITHOUT THE WRITTEN PERMISSION OF L-COM, INC. IS PROHIBITED.

REVISIONS			
REV	DESCRIPTION	DATE	APPROVED
A	INITIAL RELEASE	7/22/10	D.GRIFFIN
B	ECN 4940: CHANGE LOGO TO TNT FROM L-COM	8/2/10	D. CASTRO
C	ECN 5224: REDRAWN TO MATCH SUPPLIER NEW DESIGN	12/22/10	D. CASTRO



**NOTES:**

- MATERIAL:  
 PANEL: .060" THICK COLD ROLLED STEEL.  
 PLASTIC FRAME: ABS UL94V-0  
 PLASTIC HOUSING: HIGH IMPACT UL94V-0 THERMOPLASTIC.  
 BLANK INSERT: ABS HIGH IMPACT UL94V-0 THERMOPLASTIC  
 SLEEVE: PHOSPHOR BRONZE  
 BRACKET: SUS 304  
 MODULE: FIBER DUPLEX LC F/F MODULE  
 DUST CAP (NOT SHOWN): HIGH IMPACT UL94V-0 THERMOPLASTIC
- PANEL FINISH: BLACK POWDER COAT.
- SILKSCREEN TEXT COLOR: WHITE.
- PACKAGE IN ACCORDANCE WITH L-COM SPECIFICATION PS-0014

**RoHS Compliant** ✓

UNLESS OTHERWISE SPECIFIED, DIMENSIONS ARE IN INCHES [mm] OVERALL CABLE LENGTH TOLERANCE: ≤12 [305] = +1 [25] / -0 >12 [305] ≤60 [1524] = +2 [51] / -0 >60 [1524] ≤120 [3048] = +4 [102] / -0 >120 [3048] ≤300 [7620] = +6 [152] / -0 >300 [7620] = +3% / -0% ALL OTHER DIMENSIONAL TOLERANCES: .X = ±.2 .XX = ±.02 .XXX = ±.005	APPROVALS DRAWN BY D. CASTRO CHECKED BY D. PARHAM APPROVED BY K. BLOMGREN	DATE 7/22/10 7/22/10 7/22/10	45 BEECHWOOD DRIVE NORTH ANDOVER, MA 01845
	CONFIGURATION DETAILS OF UNDIMENSIONED FEATURES MAY VARY		
PROJECTION 	COLOR VARIATIONS MAY OCCUR	SIZE <b>A</b>	FSCM NO. <b>43321</b>
		DWG. NO. PR175DLC24B-SM	REV. <b>C</b>
		SCALE: NONE	CAD FILE: PR175DLC24B-SM.SLDDRW
		SHEET 1 OF 1	

D  
C  
B  
A

D  
C  
B  
A

8 7 6 5 4 3 2 1

8 7 6 5 4 3 2 1