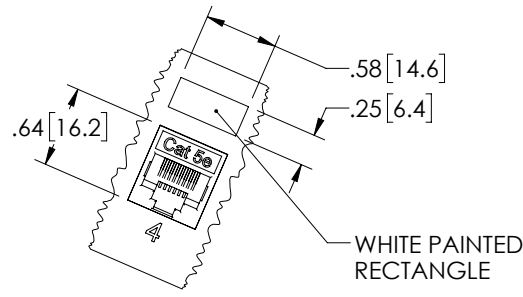
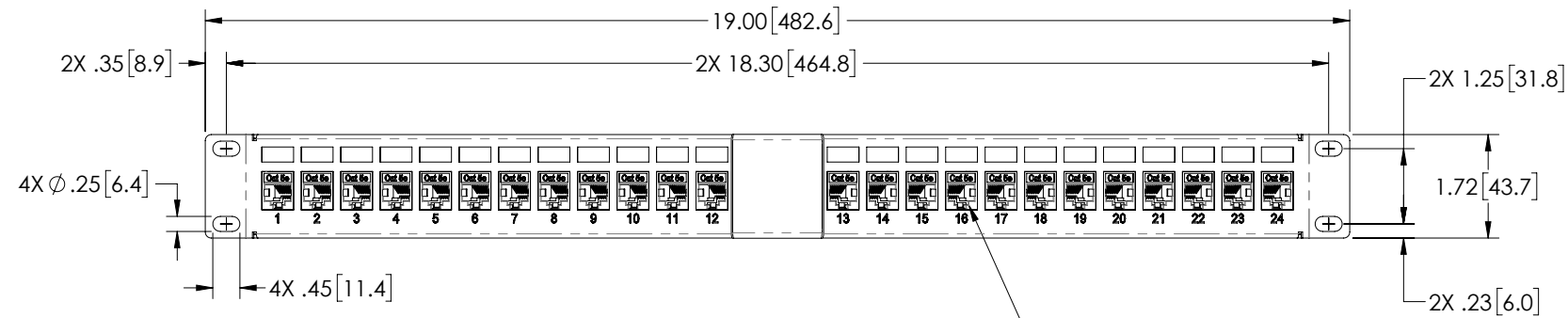
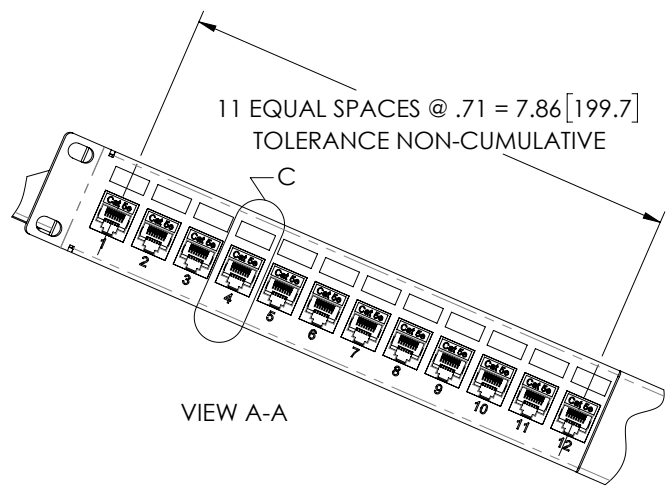
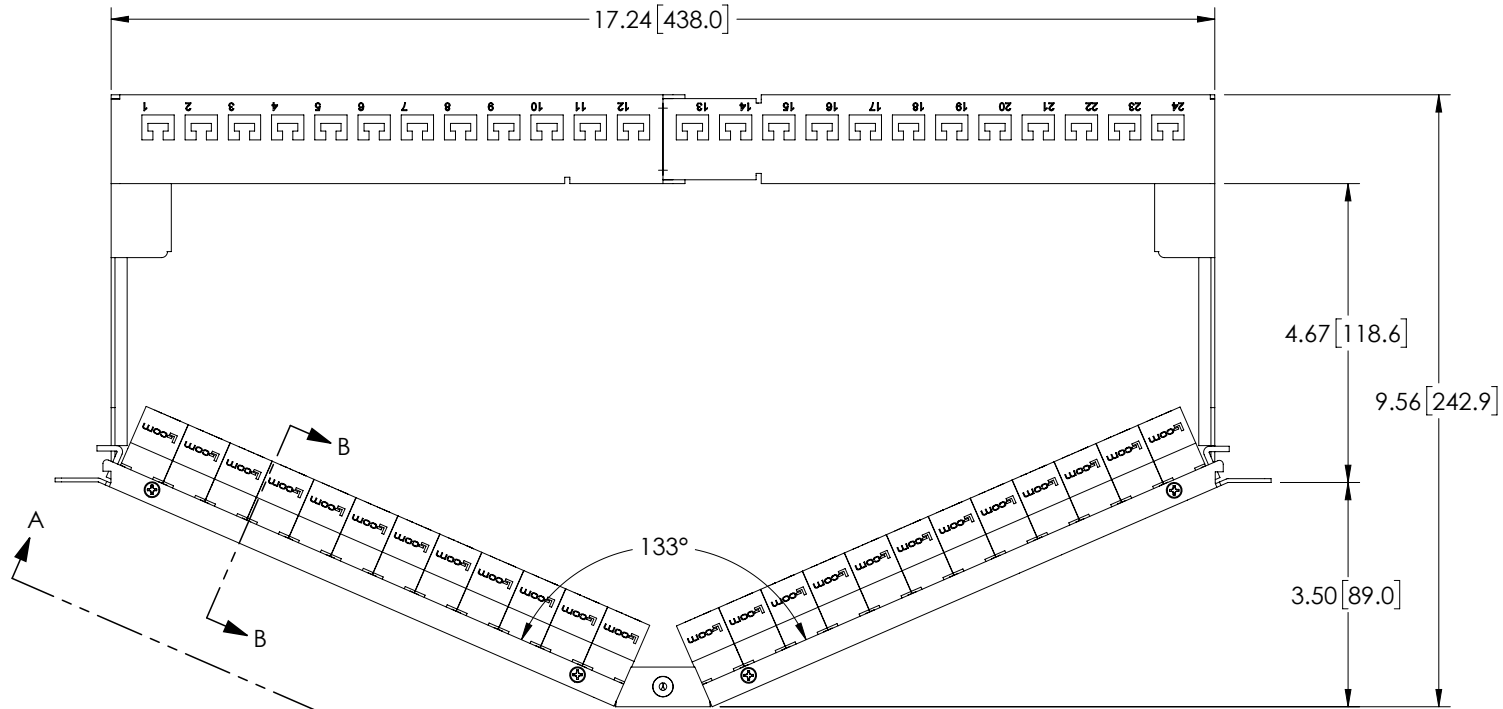
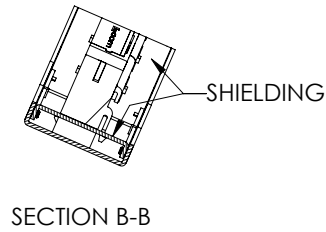
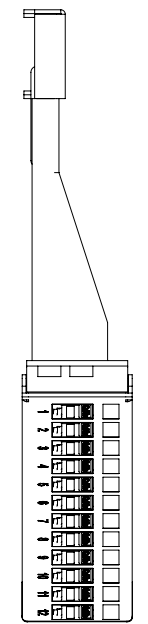


THE INFORMATION CONTAINED IN THIS DRAWING IS THE SOLE PROPERTY OF L-COM, INC. ANY REPRODUCTIONS IN PART OR WHOLE WITHOUT THE WRITTEN PERMISSION OF L-COM, INC. IS PROHIBITED.

REVISIONS			
REV	DESCRIPTION	DATE	CHANGED BY
A	REV A DRAWING RELEASED	04/15/2019	MMARTINEZ

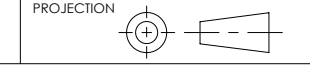
D
C
B
A

D
C
B
A



- NOTES:
1. DIMENSIONS FOR REFERENCE ONLY.
 2. MATERIAL: .06 THICK COLD ROLLED STEEL.
 3. PANEL FINISH: FLAT BLACK POWDER COAT.
 4. SILKSCREEN COLOR: WHITE.
 5. PANEL COMPONENT SHALL BE PACKAGED IN ACCORDANCE WITH L-COM SPECIFICATION PS-0014.

UNLESS OTHERWISE SPECIFIED, DIMENSIONS ARE IN INCHES [mm]
 OVERALL CABLE LENGTH TOLERANCE:
 ≤12 [305] = +1 [25] / -0
 >12 [305] ≤60 [1524] = +2[51] / -0
 >60 [1524] ≤120 [3048] = +4 [102] / -0
 >120 [3048] ≤300 [7620] = +6 [152] / -0
 >300 [7620] = +5% / -0%
 ALL OTHER DIMENSIONAL TOLERANCES:
 .X = ±.2 [5.08]
 .XX = ±.02 [5.1]
 .XXX = ±.005 [1.3]



APPROVALS	DATE
DRAWN BY DZINN	04/04/2019
CHECKED BY DFRISIELLO	04/04/2019
APPROVED BY MMARTINEZ	04/04/2019

L-com Global Connectivity
 50 HIGH STREET
 NORTH ANDOVER, MA
 01845

CATEGORY: RACK PANELS

PRODUCT DESCRIPTION: PNL, 1U V-RACK w/24 RA C5E CPLR+CM

SIZE	FSCM NO.	DWG. NO.	REV.
B	43321	PR175V-R5E-24-CM	A

SCALE: 1:3 CAD FILE: PR175V-R5E-24-CM.SLDDRW SHEET 1 OF 1

8 7 6 5 4 3 2 1