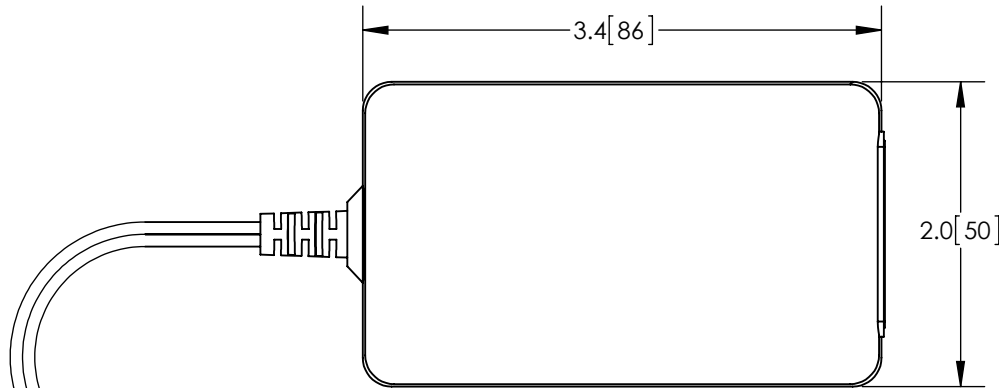


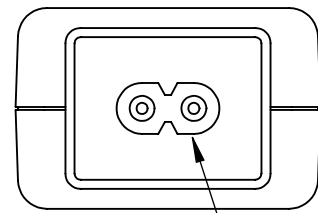

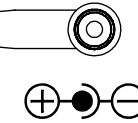
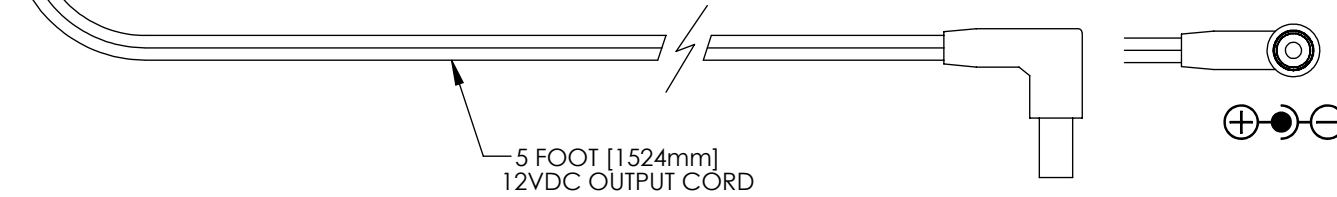
THE INFORMATION CONTAINED IN THIS DRAWING IS THE SOLE PROPERTY OF L-COM, INC. ANY REPRODUCTION IN PART OR WHOLE WITHOUT THE WRITTEN PERMISSION OF L-COM, INC. IS PROHIBITED.

REVISIONS			
REV	DESCRIPTION	DATE	APPROVED
A	INITIAL RELEASE	08/14/12	D.GRIFFIN



D
C
B
A

D
C
B
A



AC POWER INPUT
-POWER CORD INCLUDED-

NOTES:
SPECIFICATIONS:
SWITCHING POWER SUPPLY
12VDC @ 19.2W, 1.6A
110/220VAC
2.5mm RT ANGLE DC PLUG
CENTER POSITIVE W/ 5 FOOT LEAD

MISCELLANEOUS:
ALL PARTS SHALL BE PACKAGED AS PER
L-COM SPEC PKG-00012

- ALL DIMENSIONS FOR REFERENCE ONLY -

RoHS Compliant ✓

UNLESS OTHERWISE SPECIFIED, DIMENSIONS ARE IN INCHES [mm] DIMENSIONAL TOLERANCES: .X = ±.1 .XX = ±.01 .XXX = ±.005 ANGULAR TOLERANCES: ALL = ± 1°	APPROVALS	DATE		45 BEECHWOOD DRIVE NORTH ANDOVER, MA 01845	
	DRAWN BY B.PUCHASKI	08/14/12			
	PROJECTION 	CHECKED BY M.MARTINEZ	08/14/12	CATEGORY POWER SUPPLY	
	APPROVED BY M.MARTINEZ	08/14/12	PRODUCT DESCRIPTION PS, SWITCHING 12VDC @ 19.2W 1.6A W/ 2.5mm RT ANGLE DC PLUG		
			SCALE: NONE	CAD FILE: PS1219-25R.SLDDRW	SHEET 1 OF 1

8 7 6 5 4 3 2 1