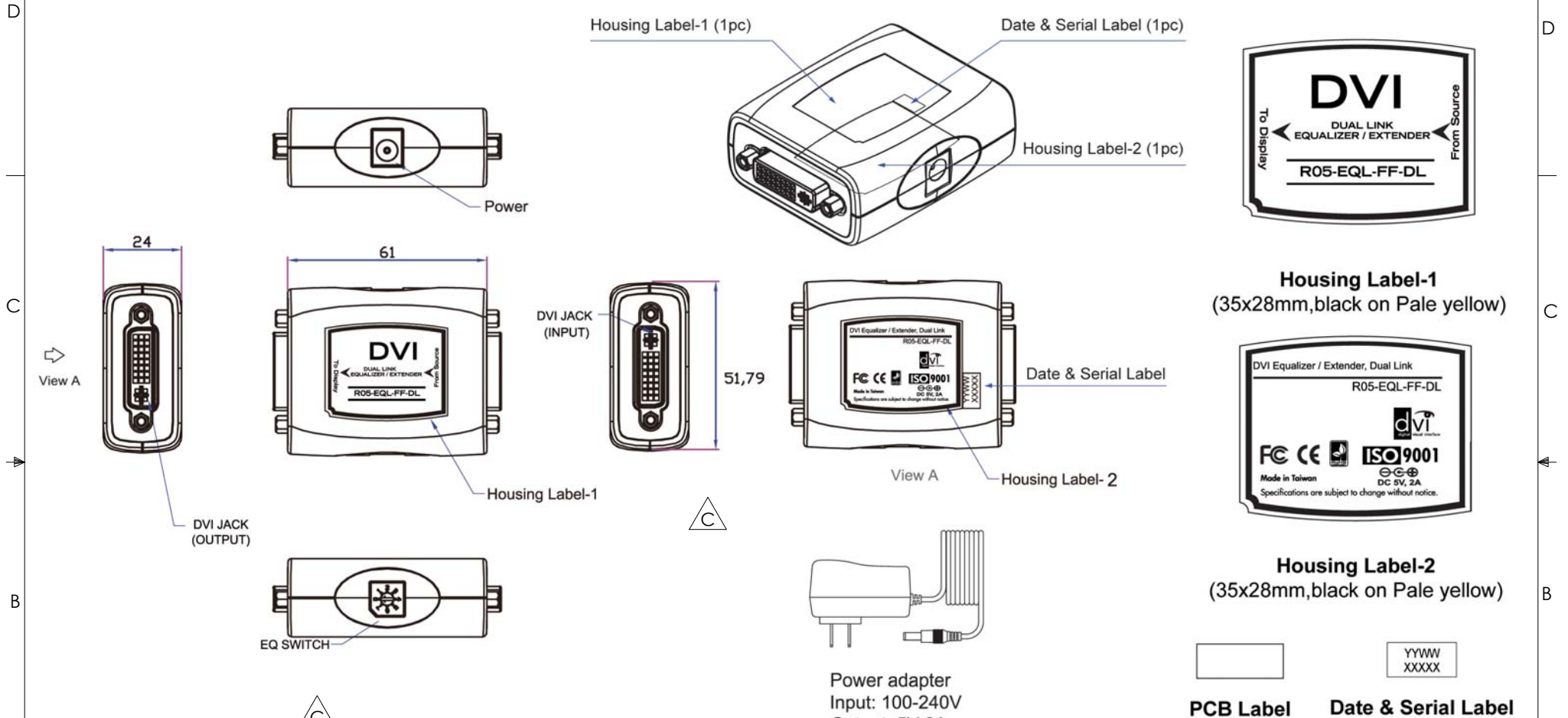



THE INFORMATION CONTAINED IN THIS DRAWING IS THE SOLE PROPERTY OF L-COM, INC.. ANY REPRODUCTION IN PART OR WHOLE WITHOUT THE WRITTEN PERMISSION OF L-COM, INC. IS PROHIBITED.

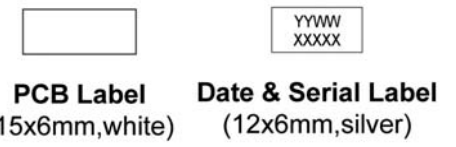
REVISIONS			
REV	DESCRIPTION	DATE	APPROVED
A	INITIAL RELEASE	5/8/12	D.FRISIELLO
B	ECN 7315: REPLACED -SL WITH -DL	2/27/14	D.FRISIELLO
C	ECN 9037 UPDATE DRAWING PER NEW VENDOR SPEC	12/29/17	B.PUCHASKI



**Housing Label-1**  
(35x28mm, black on Pale yellow)



**Housing Label-2**  
(35x28mm, black on Pale yellow)



**PCB Label** (15x6mm, white)    **Date & Serial Label** (12x6mm, silver)

**SPECIFICATIONS:**

- 1- EXTEND THE TRANSMISSION DISTANCE UP TO 150FT  
24AWG CABLE 2560 X 1600 @ 60Hz
- 2- AC/DC POWER ADAPTER INCLUDED (5V 2A)
- 3- SCREWDRIVER AND USER MANUAL INCLUDED
- 4- DVI 1.0 VERSION DUAL LINK COMPLIANT
- 5- 1 X DVI FEMALE INPUT AND 1 X DVI FEMALE OUTPUT
- 6- EQUALIZER RECOMMENDED FOR DISTANCE OVER 25 FEET
- 7- DIMENSION: 61mm X 51.8mm X 24mm
- 8- HOUSING: BLACK, PLASTIC
- 9- EQ SWITCH TO TUNE UP BEST IMAGE ON DISPLAY

**REGULATORY COMPLIANCE:**  
CE2011/65/EU(RoHS DIRECTIVE)

UNLESS OTHERWISE SPECIFIED, DIMENSIONS ARE IN INCHES [mm] OVERALL CABLE LENGTH TOLERANCE: ≤12 [305] = +1 [25] / -0 >12 [305] ≤60 [1524] = +2 [51] / -0 >60 [1524] ≤120 [3048] = +4 [102] / -0 >120 [3048] ≤300 [7620] = +6 [152] / -0 >300 [7620] = +5% / -0%	APPROVALS	DATE		50 HIGH STREET NORTH ANDOVER, MA 01845		
	DRAWN BY D.FRISIELLO	5/8/12				
ALL OTHER DIMENSIONAL TOLERANCES: .X = ± .2 [5.08] .XX = ± .02 [1.51] .XXX = ±.005 [1.13]	CHECKED BY R.SCOTT	5/8/12	CATEGORY <b>AUDIO/VIDEO</b>	PRODUCT DESCRIPTION <b>DVI-D DUAL LINK EXTENDER</b>		
	APPROVED BY M.MARTINEZ	5/8/12				
PROJECTION 	CONFIGURATION DETAILS OF UNDIMENSIONED FEATURES MAY VARY	COLOR VARIATIONS MAY OCCUR	SIZE <b>A</b>	FSCM NO. <b>43321</b>	DWG. NO. <b>R05-EQL-FF-DL</b>	REV. <b>C</b>
SCALE: NONE			CAD FILE: R05-EQL-FF-DL.SLDRW		SHEET 1 OF 1	