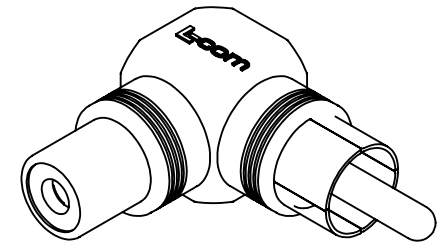
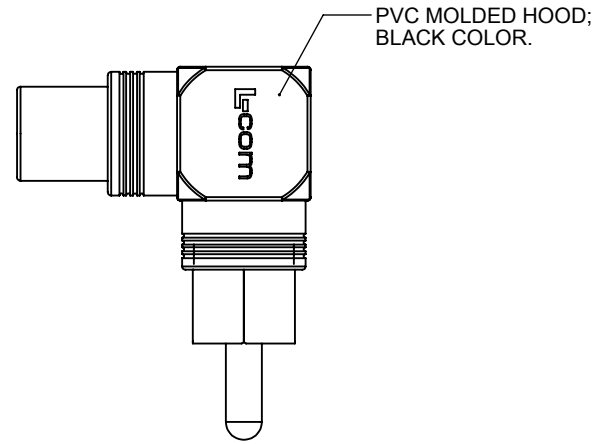
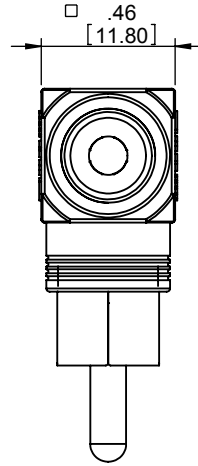
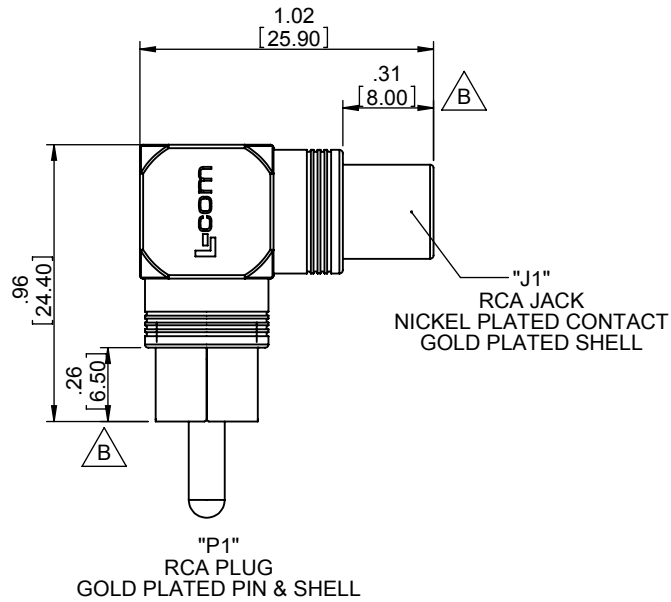


THE INFORMATION CONTAINED IN THIS DRAWING IS THE SOLE PROPERTY OF L-COM, INC. ANY REPRODUCTION IN PART OR WHOLE WITHOUT THE WRITTEN PERMISSION OF L-COM, INC. IS PROHIBITED.

REVISIONS			
REV	DESCRIPTION	DATE	APPROVED
A	CN INITIAL RELEASE	11/09/2012	B.Zhang
B	ECN 7466: TOL ±.02 WAS ±.005 FOR 8.0mm AND 6.5mm	06/05/2014	S.Li



NOTES

1. ADAPTER TO BE TESTED FOR CONTINUITY
2. ADAPTER TO BE INDIVIDUALLY PACKAGED IN ACCORDANCE WITH L-com PACKAGING SPEC. PS-0031

**REGULATORY COMPLIANCE:**  
CE2011/65/EU(RoHS DIRECTIVE)

UNLESS OTHERWISE SPECIFIED, DIMENSIONS ARE IN INCHES [mm] OVERALL CABLE LENGTH TOLERANCE $\leq 12[305] = +1[25/-0]$ $> 12[305] \leq 60[1524] = +2[51/-0]$ $> 60[1524] \leq 120[3048] = +4[102/-0]$ $> 120[3048] \leq 300[7620] = +6[152/-0]$ $> 300[7620] = +5\%/-0$  ALL OTHER DIMENSION TOLERANCES: .X = .2 .XX = .02 .XXX = .005	APPROVALS DRAWN BY <b>B.Zhang</b>	DATE <b>04/13/2012</b>		45 BEECHWOOD DRIVE NORTH ANDOVER, MA 01845	
	CHECKED BY <b>F.Mao</b>	DATE <b>04/16/2012</b>			CATEGORY <b>AUDIO/VIDEO</b>
	APPROVED BY <b>T.Lu</b>	DATE <b>04/16/2012</b>	PRODUCT DESCRIPTION <b>RCA M/F, RIGHT ANGLE ADAPTER</b>		
	PROJECTION 	CONFIGURATION DETAILS OF UNDIMENSIONED FEATURES MAY VARY  COLOR VARIATIONS MAY OCCUR	SIZE <b>A</b>	FSCM NO. <b>43321</b>	DWG. NO. <b>RA-RCAMF</b>

SCALE: NONE | CAD FILE: RA-RCAMF.SLDDRW | SHEET 1 OF 1