

THE INFORMATION CONTAINED IN THIS DRAWING IS THE SOLE PROPERTY OF L-COM, INC. ANY REPRODUCTION IN PART OR WHOLE WITHOUT THE WRITTEN PERMISSION OF L-COM, INC. IS PROHIBITED.

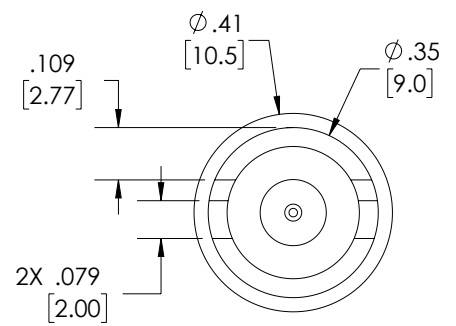
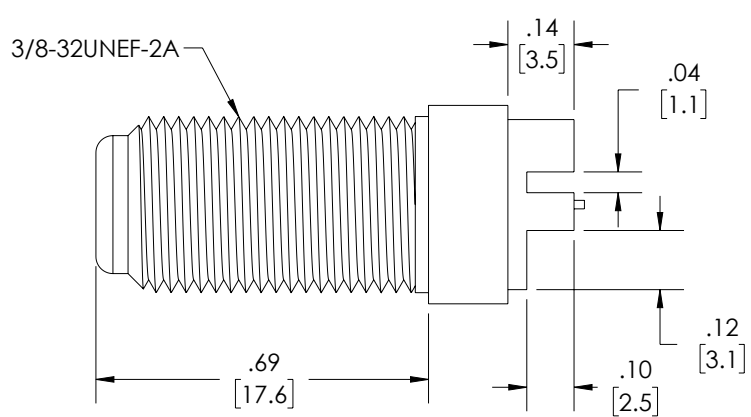
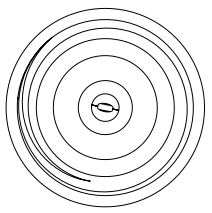
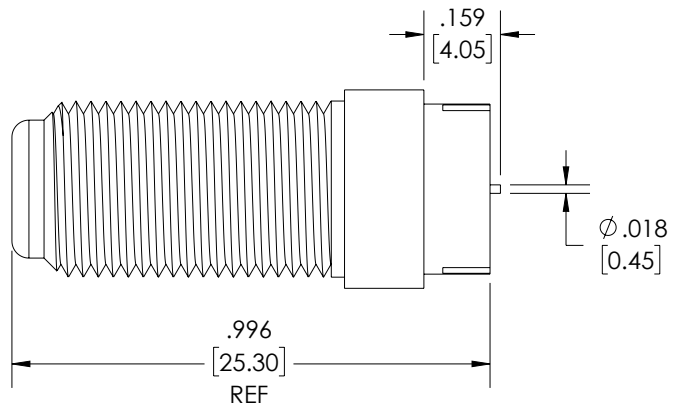
REVISION					
ZONE	REV.	DESCRIPTION	DATE	CHANGED BY	APPROVED BY
	A	INITIAL RELEASE	03/21/2023	BPUCHASKI	AGANWANI

D

C

B

A



NOTES:


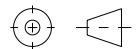
MATERIAL & FINISH

1. BODY: BRASS, NICKEL PLATED
2. CENTER CONTACT: PHOSPHOR BRONZE, TIN PLATED
3. CONTACT: P.O.M
4. INSULATOR: P.P

COMPONENT SHALL BE INDIVIDUALLY PACKAGED IN ACCORDANCE WITH L-COM SPECIFICATION PS-0031.

REGULATORY COMPLIANCE:

EU RoHS DIRECTIVE (MOST RECENT RELATED VERSION)

UNLESS OTHERWISE SPECIFIED, DIMENSIONS ARE IN INCHES [mm] OVERALL CABLE LENGTH TOLERANCE: ≤12 [305] = +1 [25] / -0 >12 [305] ≤60 [1524] = +2 [51] / -0 >60 [1524] ≤120 [3048] = +4 [102] / -0 >120 [3048] ≤300 [7620] = +6 [152] / -0 >300 [7620] = +5% / -0 ALL OTHER DIMENSIONAL TOLERANCES: .X = ± .2 [5] FRACTIONS ± 1/32 .XX = ± .02 [.5] ANGLES ± 1° .XXX = ± .005 [.13]	APPROVALS BPUCHASKI	DATE 03/21/2023	 50 High Street, West Mill, North Andover, MA 01845 USA. Phone: 1.800.341.5266 1.978.682.6936
	CHECKED BY DFRISIELLO	03/21/2023	
APPROVED BY AGANWANI	03/21/2023	CATEGORY RF INTERCONNECTS	
THIRD-ANGLE PROJECTION 	CONFIGURATION DETAILS OF UNDIMENSIONED FEATURES MAY VARY	PRODUCT DESCRIPTION RF PCB Connector, F Female straight (End launch)	
COLOR VARIATIONS MAY OCCUR	SIZE A	CAGE CODE 43321	ITEM NO. RFPCB-F-F-S-2G-31
SCALE: NONE		CAD FILE: RFPCB-F-F-S-2G-31.SLDDRW	REV. A