

THE INFORMATION CONTAINED IN THIS DRAWING IS THE SOLE PROPERTY OF L-COM, INC. ANY REPRODUCTION IN PART OR WHOLE WITHOUT THE WRITTEN PERMISSION OF L-COM, INC. IS PROHIBITED.

REVISION					
ZONE	REV.	DESCRIPTION	DATE	CHANGED BY	APPROVED BY
	B	ECO	03/21/2023	BPUCHASKI	AGANWANI

D

C

B

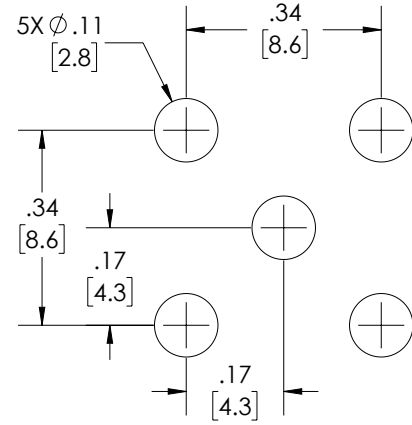
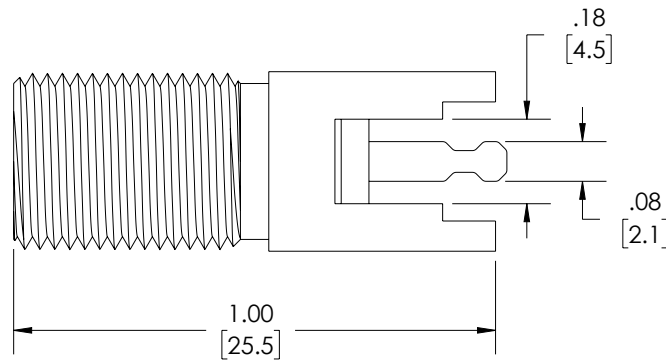
A

D

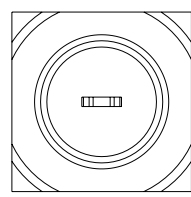
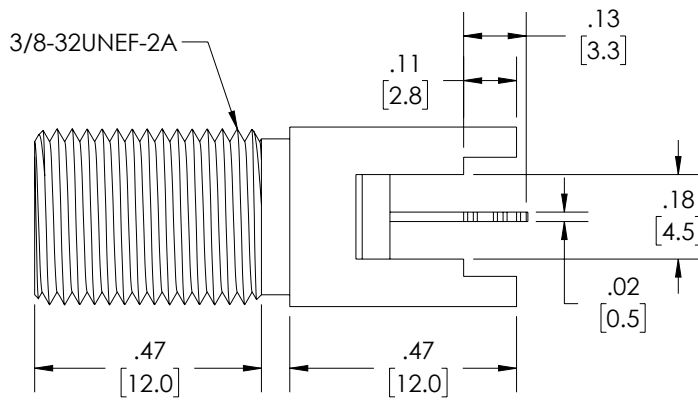
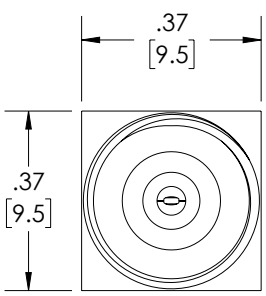
C

B

A



RECOMMENDED PCB MOUNTING HOLES




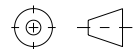
NOTES:

MATERIAL & FINISH

1. BODY: BRASS, NICKEL PLATED
2. CENTER CONTACT: PHOSPHOR BRONZE, TIN PLATED
3. INSULATOR: P.P

COMPONENT SHALL BE INDIVIDUALLY PACKAGED IN ACCORDANCE WITH L-COM SPECIFICATION PS-0031.

REGULATORY COMPLIANCE:
EU RoHS DIRECTIVE (MOST RECENT RELATED VERSION)

UNLESS OTHERWISE SPECIFIED, DIMENSIONS ARE IN INCHES [mm] OVERALL CABLE LENGTH TOLERANCE: ≤12 [305] = +1 [25] / -0 >12 [305] ≤60 [1524] = +2 [51] / -0 >60 [1524] ≤120 [3048] = +4 [102] / -0 >120 [3048] ≤300 [7620] = +6 [152] / -0 >300 [7620] = +5% / -0 ALL OTHER DIMENSIONAL TOLERANCES: .X = ± .2 [5] FRACTIONS ± 1/32 .XX = ± .02 [.5] ANGLES ± 1° .XXX = ± .005 [.13]	APPROVALS	DATE	 50 High Street, West Mill, North Andover, MA 01845 USA. Phone: 1.800.341.5266 1.978.682.6936
	DRAWN BY BPUCHASKI	03/21/2023	
	CHECKED BY DFRISIELLO	03/21/2023	
	APPROVED BY AGANWANI	03/21/2023	
THIRD-ANGLE PROJECTION 	CONFIGURATION DETAILS OF UNDIMENSIONED FEATURES MAY VARY	COLOR VARIATIONS MAY OCCUR	CATEGORY RF INTERCONNECTS
			PRODUCT DESCRIPTION RF PCB Connector, F Female straight
	SIZE A	CAGE CODE 43321	ITEM NO. RFPCB-F-F-S-2G-8
	SCALE: NONE	CAD FILE: RFPCB-F-F-S-2G-8.SLDDRW	SHEET 1 OF 1