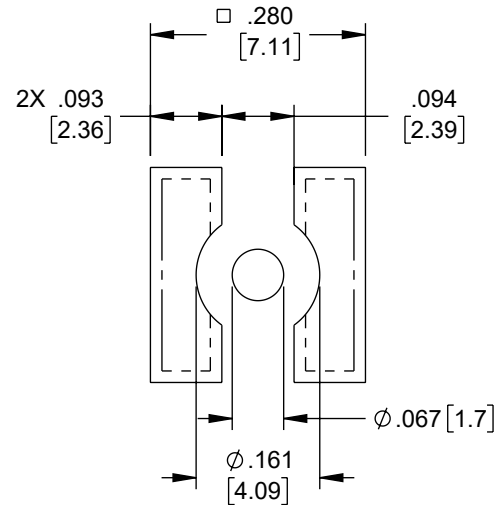
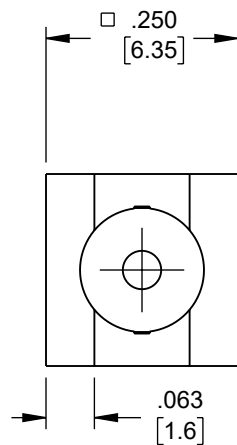
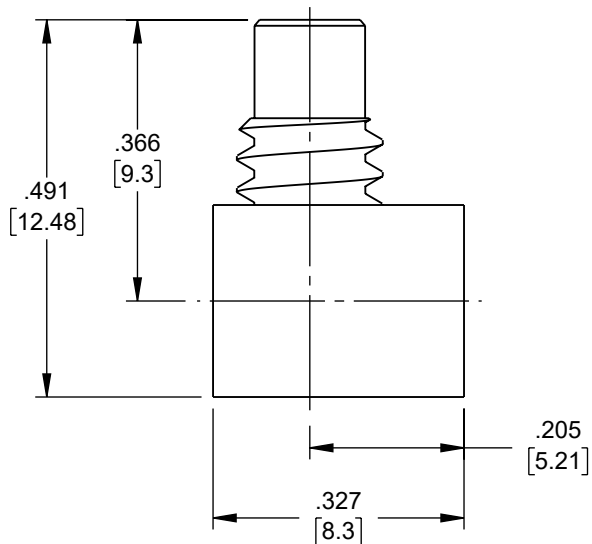


THE INFORMATION CONTAINED IN THIS DRAWING IS THE SOLE PROPERTY OF L-COM, INC. ANY REPRODUCTION IN PART OR WHOLE WITHOUT THE WRITTEN PERMISSION OF L-COM, INC. IS PROHIBITED.

REVISION					
ZONE	REV	DESCRIPTION	DATE	CHANGED BY	APPROVED
	A	INITIAL RELEASE	03/02/2023	SREITER	AGANWANI



RECOMMENDED MOUNTING PAD

NOTES:

ELECTRICAL DATA:

1. IMPEDANCE: 50Ω
2. FREQUENCY RANGE: DC TO 10GHZ

MECHANICAL:

1. BODY: BRASS, GOLD PLATED
2. CONTACT: BRASS, GOLD PLATED
3. INSULATION: PTFE

ALL DIMENSIONS FOR REFERENCE ONLY.

REGULATORY COMPLIANCE:

EU RoHS DIRECTIVE (MOST RECENT RELEASED VERSION)

<p>UNLESS OTHERWISE SPECIFIED, DIMENSIONS ARE IN INCHES [mm]</p> <p>OVERALL CABLE LENGTH TOLERANCE:            ≤12 [305] = +1 [25] / -0            &gt;12 [305] ≤60 [1524] = +2 [51] / -0            &gt;60 [1524] ≤120 [3048] = +4 [102] / -0            &gt;120 [3048] ≤300 [7620] = +6 [152] / -0            &gt;300 [7620] = +5% / -0</p> <p>ALL OTHER DIMENSIONAL TOLERANCES:            .X = ± .2 [5]   FRACTIONS ± 1/32            .XX = ± .02 [5]   ANGLES ± 1°            .XXX = ± .005 [1.3]</p> <p>THIRD-ANGLE PROJECTION</p>	APPROVALS	DATE	<p>50 High Street, West Mill, North Andover, MA 01845 USA. Phone: 1.800.341.5266 1.978.682.6936</p>		
	DRAWN BY SREITER	03/02/2023			
	CHECKED BY DWANG	03/30/2023	CATEGORY	PCB CONNECTOR	
	APPROVED BY AGANWANI	03/30/2023	PRODUCT DESCRIPTION	SMC JACK RIGHT ANGLE CONNECTOR SOLDER ATTACHMENT SURFACE MOUNT PCB	
CONFIGURATION DETAILS OF UNDIMENSIONED FEATURES MAY VARY	COLOR VARIATIONS MAY OCCUR	SIZE A	CAGE CODE 43321	ITEM NO. RFPCB-SMC-FR-10G-191	REV. A
		SCALE: NONE	CAD FILE: RFPCB-SMC-FR-10G-191.SLDDRW	SHEET 1 OF 1	