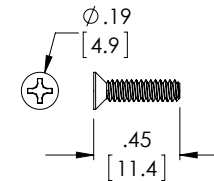
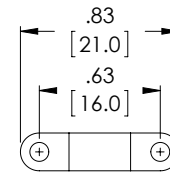
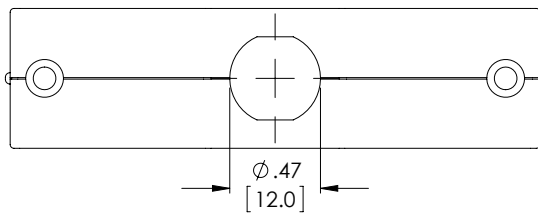
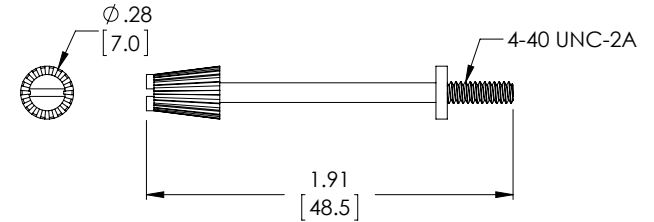
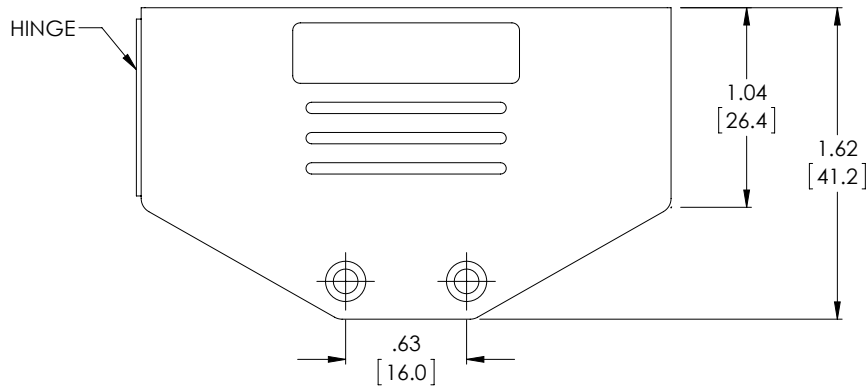
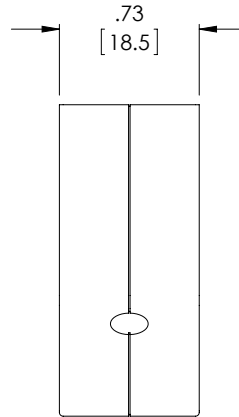
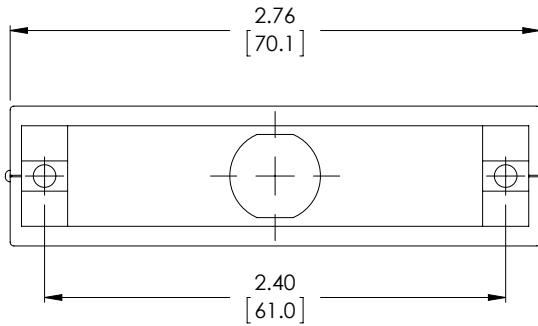


THE INFORMATION CONTAINED IN THIS DRAWING IS THE SOLE PROPERTY OF L-COM, INC. ANY REPRODUCTION IN PART OR WHOLE WITHOUT THE WRITTEN PERMISSION OF L-COM, INC. IS PROHIBITED.

REVISIONS			
REV	DESCRIPTION	DATE	APPROVED
A	DRAWING REPLACES SD121-25-OD1	10/15/14	D. CASTRO
B	ECN 8417: UPDATED OVERALL DESIGN AND DRAWING FORMAT	7/13/16	D. DESJARDIN
C	ECN 8792: CHG FINISH FROM CHROMATE TO NICKEL PLATED	5/30/17	R. CLARK



NOTES:

- HOOD: PP UL94HB
SCREW: STEEL
FINISH: NICKEL PLATED
- HOOD IS UNSHIELDED.
- D-SUB CONNECTOR (DB50 OR HD78) IS SECURED IN PLACE WHEN HOOD IS SNAPPED SHUT.
- STRAIN RELIEF IS CONTAINED WITHIN HOOD.
- COMPONENT SHALL BE INDIVIDUALLY PACKAGED IN ACCORDANCE WITH L-COM SPECIFICATION PS-0031.

REGULATORY COMPLIANCE:
CE2011/65/EU (RoHS DIRECTIVE)

UNLESS OTHERWISE SPECIFIED, DIMENSIONS ARE IN INCHES [mm] OVERALL CABLE LENGTH TOLERANCE: ≤12 [305] = +1 [25] / -0 >12 [305] ≤60 [1524] = +2 [51] / -0 >60 [1524] ≤120 [3048] = +4 [102] / -0 >120 [3048] ≤300 [7620] = +6 [152] / -0 >300 [7620] = +5% / -0%	APPROVALS	DATE	50 HIGH STREET NORTH ANDOVER, MA 01845	
	DRAWN BY D PARHAM	5/18/2001		
ALL OTHER DIMENSIONAL TOLERANCES: .X = ±.2 [5.08] .XX = ±.02 [51] .XXX = ±.005 [13]	CHECKED BY T CLARK	5/31/2001	PRODUCT DESCRIPTION HOOD, DB25/HD78 BLK PLASTIC ONE PC	
	APPROVED BY R CARRICK	6/1/2001	SIZE A	FSCM NO. 43321
PROJECTION 	COLOR VARIATIONS MAY OCCUR	SCALE: NONE	DWG. NO. SD121-50	REV. C
	SD121-09-OD1	CAD FILE: SD121-50.SLDDRW	SHEET 1 OF 1	