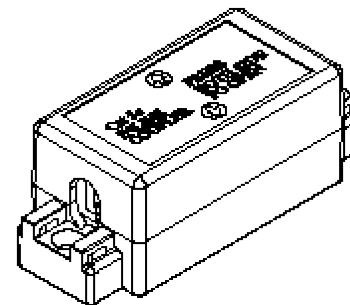
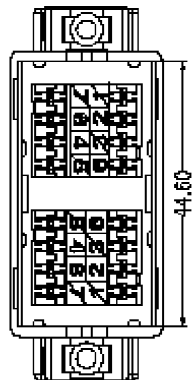
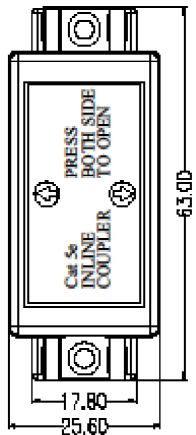
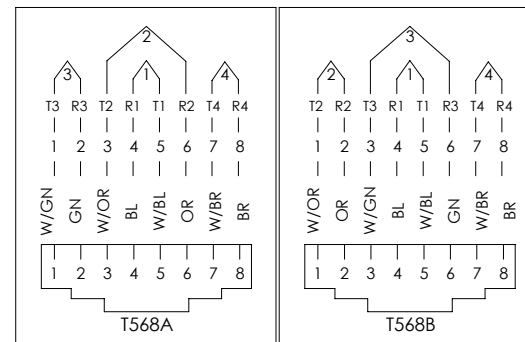
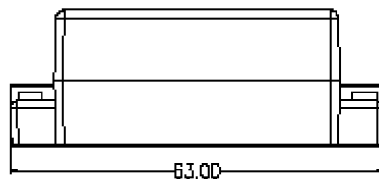
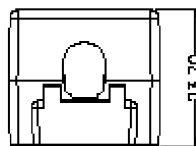


THE INFORMATION CONTAINED IN THIS DRAWING IS THE SOLE PROPERTY OF L-COM, INC. ANY REPRODUCTION IN PART OR WHOLE WITHOUT THE WRITTEN PERMISSION OF L-COM, INC. IS PROHIBITED.

REVISIONS			
REV	DESCRIPTION	DATE	APPROVED
A	INITIAL RELEASE	10/30/13	D.GRIFFIN



Cat 5e
UL CERTIFIED



MATERIAL

Housing: ABS, UL 94V-0
 IDC plastic: PC, UL 94V-0
 IDC contact: Phosphor Bronze with 200u
 * Tin over 100u* Nickel undercoat
 Spring Wire: Phosphor Bronze with 50u
 * Gold over 100u* Nickel undercoat
 Temperature: -40° C ~ 68° C

ELECTRICAL

Current rating: 1.5 Amps
 Insulation resistance: 500 MOhm
 Contact resistance: 20 mOhm
 DC resistance: 0.1 Ohm
 Dielectric withstanding voltage: 1000 V

NOTES:

1. COMPONENT SHALL BE INDIVIDUALLY PACKAGED IN ACCORDANCE WITH L-COM SPECIFICATION PS-0031.

REGULATORY COMPLIANCE:

CE2011/65/EU(RoHS DIRECTIVE)

UNLESS OTHERWISE SPECIFIED, DIMENSIONS ARE IN INCHES [mm] OVERALL CABLE LENGTH TOLERANCE: ≤ 12 [305] = +1 [25] / -0 >12 [305] ≤ 60 [1524] = +2 [51] / -0 >60 [1524] ≤ 120 [3048] = +4 [102] / -0 >120 [3048] ≤ 300 [7620] = +6 [152] / -0 >300 [7620] = +5% / -0% ALL OTHER DIMENSIONAL TOLERANCES: .X = ± .2 [5.08] .XX = ± .02 [51] .XXX = ± .005 [1.27]	APPROVALS DRAWN BY D.FRISIELLO CHECKED BY D.GUITADAURO APPROVED BY D.GALLAGHER	DATE 10/22/13 10/22/13 10/22/13	45 BEECHWOOD DRIVE NORTH ANDOVER, MA 01845
	CONFIGURATION DETAILS OF UNDIMENSIONED FEATURES MAY VARY COLOR VARIATIONS MAY OCCUR		
PROJECTION 	SIZE A	FSCM NO. 43321	DWG. NO. SMBC110C5E
SCALE: NONE		CAD FILE: SMBC110C5E.SLDDRW	REV. A SHEET 1 OF 1