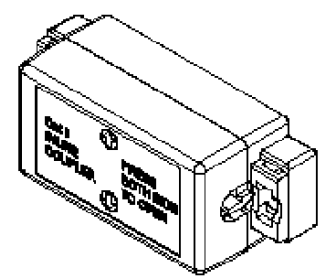
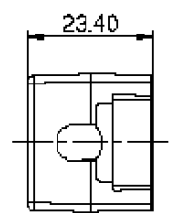
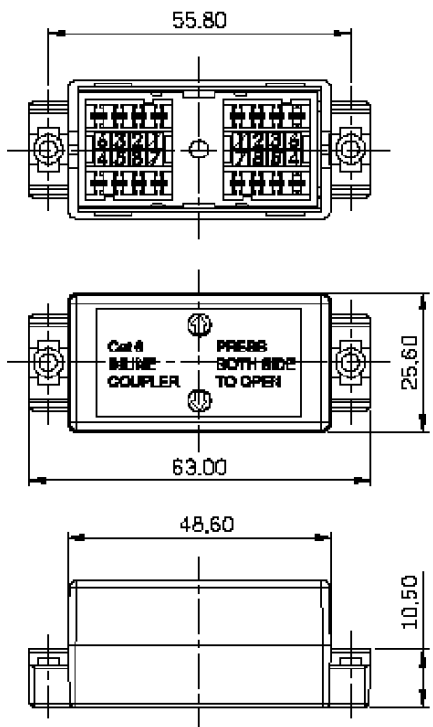


THE INFORMATION CONTAINED IN THIS DRAWING IS THE SOLE PROPERTY OF L-COM, INC. ANY REPRODUCTION IN PART OR WHOLE WITHOUT THE WRITTEN PERMISSION OF L-COM, INC. IS PROHIBITED.

REVISIONS			
REV	DESCRIPTION	DATE	APPROVED
A	INITIAL RELEASE	10/30/13	D.GRIFFIN



Cat 6  
UL CERTIFIED



ENCLOSURE: K2-3\*16-SCREWS X 2  
40x20mm-TWIN ADHESIVE TAPE X 1  
NYLON CABLE TIE X 2

**MATERIAL**  
Housing: ABS, UL 94V-0  
IDC plastic: PC, UL 94V-0  
IDC contact: Phosphor Bronze with 200u  
" Tin over 100u" Nickel undercoat  
Temperature: -40°C ~ 68°C

**ELECTRICAL**  
Current rating: 1.5 Amps  
Insulation resistance: 500 MOhm  
Contact resistance: 20 mOhm  
DC resistance: 0.1 Ohm  
Dielectric withstanding voltage: 1000 V

**NOTES:**  
1. COMPONENT SHALL BE INDIVIDUALLY PACKAGED IN ACCORDANCE WITH L-COM SPECIFICATION PS-0031.  
**REGULATORY COMPLIANCE:**  
CE2011/65/EU(RoHS DIRECTIVE)

UNLESS OTHERWISE SPECIFIED, DIMENSIONS ARE IN INCHES [mm] OVERALL CABLE LENGTH TOLERANCE: ≤12 [305] = +1 [25] / -0 >12 [305] ≤60 [1524] = +2 [51] / -0 >60 [1524] ≤120 [3048] = +4 [102] / -0 >120 [3048] ≤300 [7620] = +6 [152] / -0 >300 [7620] = +5% / -0%	APPROVALS	DATE		45 BEECHWOOD DRIVE NORTH ANDOVER, MA 01845
	DRAWN BY D.FRISIELLO	10/22/13		
ALL OTHER DIMENSIONAL TOLERANCES: .X = ± .2 [5.08] .XX = ± .02 [5.1] .XXX = ±.005 [1.3]	CHECKED BY D.GUITADAURO	10/22/13	CATEGORY <b>TELECOM/MODULAR</b>	
	APPROVED BY D.GALLAGHER	10/22/13	PRODUCT DESCRIPTION <b>SMB INLINE COUPLER 110 C6</b>	
PROJECTION 	CONFIGURATION DETAILS OF UNDIMENSIONED FEATURES MAY VARY	COLOR VARIATIONS MAY OCCUR	SIZE <b>A</b>	FSCM NO. <b>43321</b>
			DWG. NO. <b>SMBC110C6</b>	REV. <b>A</b>
			SCALE: NONE	CAD FILE: SMBC110C6.SLDDRW
			SHEET 1 OF 1	