

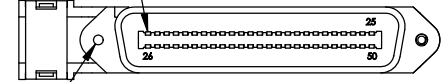
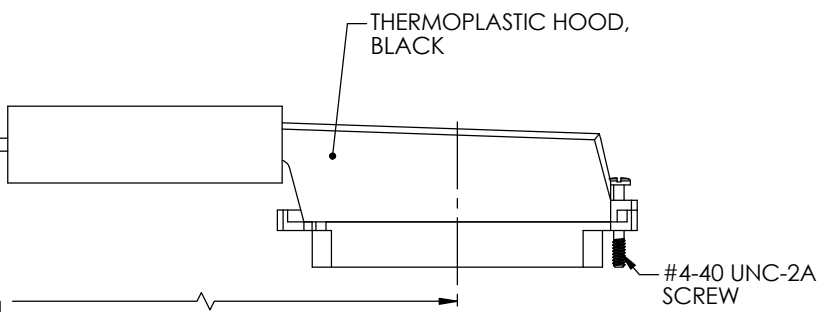
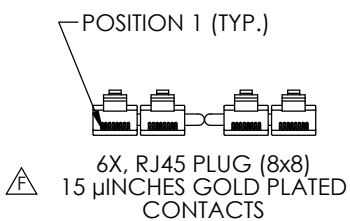
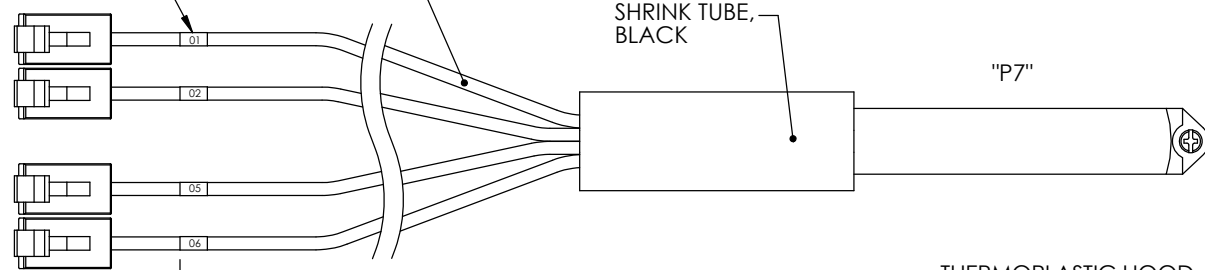
THE INFORMATION CONTAINED IN THIS DRAWING IS THE SOLE PROPERTY OF L-COM, INC. ANY REPRODUCTION IN PART OR WHOLE WITHOUT THE WRITTEN PERMISSION OF L-COM, INC. IS PROHIBITED.

REVISIONS			
REV	DESCRIPTION	DATE	APPROVED
E	ECN 6866: CN RELEASE, UPDATED MOLDS, FORMAT, AND PACKAGING	6/4/13	D_DESJARDIN
F	ECN 6932: CHANGED MODULAR AND 50PIN CONNECTORS TO 15 μINCHES GOLD	6/28/13	D_DESJARDIN

6X, UL LISTED, 4 TWISTED PAIRS, CATEGORY 5 CABLE
24 AWG STRANDED BARE COPPER CONDUCTORS
JACKET: PVC, GRAY (PANTONE 424C)

6X, LINE NUMBER IDENTIFIER BAND

"P1"
"P2"
-
-
"P5"
"P6"



WIRING MAP

RJ45	PIN	PAIR	"P7"	RJ45	PIN	PAIR	"P7"	RJ45	PIN	PAIR	"P7"
"P1"	1	PAIR 1	4	"P3"	1	PAIR 1	12	"P5"	1	PAIR 1	20
	2		28		2		36		2		44
	3	PAIR 2	27		3	PAIR 2	35		3	PAIR 2	43
	4		1		4		9		4		17
	5	PAIR 3	26		5	PAIR 3	34		5	PAIR 3	42
	6		2		6		10		6		18
	7	PAIR 4	3		7	PAIR 4	11		7	PAIR 4	19
	8		29		8		37		8		45
"P2"	1	PAIR 1	8	"P4"	1	PAIR 1	16	"P6"	1	PAIR 1	24
	2		32		2		40		2		48
	3	PAIR 2	31		3	PAIR 2	39		3	PAIR 2	47
	4		5		4		13		4		21
	5	PAIR 3	30		5	PAIR 3	38		5	PAIR 3	46
	6		6		6		14		6		22
	7	PAIR 4	7		7	PAIR 4	15		7	PAIR 4	23
	8		33		8		41		8		49

NO CONNECTION TO PINS 25 AND 50 ON "P7" (TELCO CONNECTOR)

NOTES:

- CABLE ASSEMBLY SHALL BE TESTED FOR CONTINUITY.
- CABLE ASSEMBLY SHALL BE INDIVIDUALLY PACKAGED IN ACCORDANCE WITH L-COM SPECIFICATION PS-0031.

REGULATORY COMPLIANCE:
ROHS, CE

UNLESS OTHERWISE SPECIFIED, DIMENSIONS ARE IN INCHES [mm] OVERALL CABLE LENGTH TOLERANCE: ≤12 [305] = +1 [25] / -0 >12 [305] ≤60 [1524] = +2 [51] / -0 >60 [1524] ≤120 [3048] = +4 [102] / -0 >120 [3048] ≤300 [7620] = +6 [152] / -0 >300 [7620] = +5% / -0%	APPROVALS	DATE		45 BEECHWOOD DRIVE NORTH ANDOVER, MA 01845
	DRAWN BY MCCORMICK	03/05/02		
ALL OTHER DIMENSIONAL TOLERANCES: .X = ± .2 [5.08] .XX = ± .02 [1.51] .XXX = ±.005 [1.13]	CHECKED BY D.PARHAM	03/05/02	CATEGORY TELECOM/MODULAR	
	APPROVED BY R CARRICK	03/05/02	PRODUCT DESCRIPTION CABLE CAT 3 CN50M /6 (8X8)	
PROJECTION	COLOR VARIATIONS MAY OCCUR	SIZE A	FSCM NO. 43321	DWG. NO. TDC50M88
		SCALE: NONE	CAD FILE: TDC50M88.SLDDRW	SHEET 1 OF 1