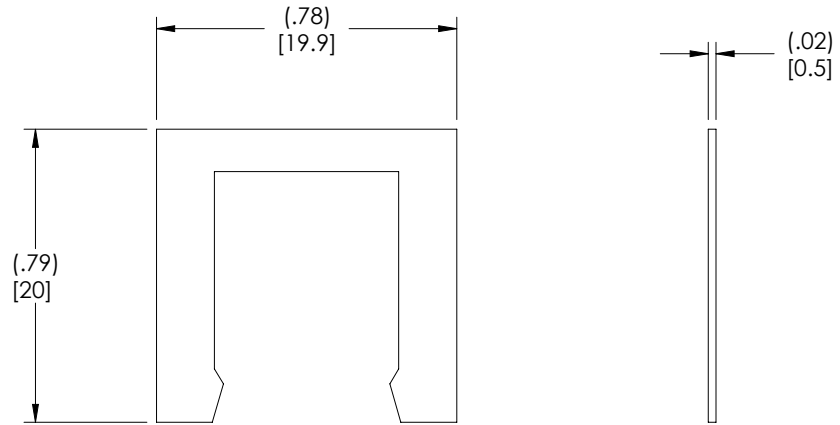


THE INFORMATION CONTAINED IN THIS DRAWING IS THE SOLE PROPERTY OF L-COM, INC. ANY REPRODUCTION IN PART OR WHOLE WITHOUT THE WRITTEN PERMISSION OF L-COM, INC. IS PROHIBITED.


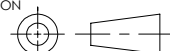
REVISIONS			
REV	DESCRIPTION	DATE	APPROVED
A	DRAWING REPLACES TDG1026A-6CBK-OD1 AT REV A	11/14/14	D. CASTRO
.	.	.	.
.	.	.	.



NOTES:

1. RETAINER RECOMMENDED FOR PANEL MOUNTING L-COM MODULAR COUPLERS TDG1026A-4C AND TDG1026A-6C.
2. MATERIAL: MILD STEEL
FINISH: NICKEL PLATED
3. DIMENSIONS ARE FOR REFERENCE ONLY.

REGULATORY COMPLIANCE:
CE2011/65/EU(RoHS DIRECTIVE)

UNLESS OTHERWISE SPECIFIED, DIMENSIONS ARE IN INCHES [mm] OVERALL CABLE LENGTH TOLERANCE: ≤12 [305] = +1 [25] / -0 >12 [305] ≤60 [1524] = +2 [51] / -0 >60 [1524] ≤120 [3048] = +4 [102] / -0 >120 [3048] ≤300 [7620] = +6 [152] / -0 >300 [7620] = +5% / -0%	APPROVALS	DATE	 45 BEECHWOOD DRIVE NORTH ANDOVER, MA 01845
	DRAWN BY TJC	10/12/01	
ALL OTHER DIMENSIONAL TOLERANCES: .X = ± .2 [5.08] .XX = ± .02 [1.51] .XXX = ± .005 [1.13]	CHECKED BY DFF.	10/12/01	CATEGORY TELECOM/MODULAR
	APPROVED BY CM	10/12/01	
PROJECTION 	CONFIGURATION DETAILS OF UNDIMENSIONED FEATURES MAY VARY	PRODUCT DESCRIPTION RETAINER CLIP FOR 4C OR 6C	
	COLOR VARIATIONS MAY OCCUR	SIZE A	FSCM NO. 43321
		DWG. NO. TDG1026A-6CBK	REV. A
		SCALE: NONE	CAD FILE: TDG1026A-6CBK.SLDDRW
			SHEET 1 OF 1